



Club Health Assessment for District 355 A through December 2024

| | | | Status | Membership | | | | | | | Reports | | | | | Finance | | LCIF |
|------------------------------------|--------------------|--------------|---|-----------------------------|-------------------|---------------------|----------------|---|----------------------------|--|-------------------------------------|------------------------------------|------------------------|---|--|-----------------|-----------------------------------|------|
| Club Number | Club Name | Charter Date | | Current Member Count | YTD Members Added | YTD Members Dropped | YTD Net Growth | YTD Net Growth% | Member Count 12 Months Ago | Avg. length of service for dropped members | Months Since Last MMR *** | Yrs. Since Last Officer Report | President Rotation | Vice President Reported **** | Months Since Last Activity Report *** | Account Balance | Donations for current Fiscal Year | |
| | | | Number of times on status quo within last two years | If below 15 members appears | | | | If net loss is greater than 20% appears | | | If no report in 3 months appears in | When more than one year appears in | Number of repeat terms | Notes the officers that do not have an active | If no report at 12 months appears in red | | | |
| Clubs less than two years old | | | | | | | | | | | | | | | | | | |
| 156795 | Busan Areumdaun | 12/07/2023 | Active | 41 | 0 | 6 | -6 | -12.77% | 47 | 1 | 0 | | | N | P,S,T,M,VP SC | N/A | | |
| 175528 | Busan Bitnaneun | 07/31/2024 | Active | 18 | 20 | 2 | 18 | 100.00% | 0 | 3 | 0 | | | N | S,T,M,VP,SC | N/A | \$1,000.68 | |
| 156031 | Busan Dasarang | 09/14/2023 | Active | 18 | 6 | 16 | -10 | -35.71% | 28 | 1 | 5 | | | N | P,S,T,M,VP SC | N/A | | |
| 156796 | Busan Dongmoon | 12/07/2023 | Active | 35 | 0 | 15 | -15 | -30.00% | 27 | 2 | 1 | | | N | P,S,T,M,VP SC | N/R | \$300.04 | |
| 156435 | Busan Eunhasoo | 10/18/2023 | Active | 23 | 0 | 5 | -5 | -17.86% | 26 | 1 | 1 | | | N | P,S,T,M,VP SC | N/A | \$1,300.45 | |
| 178416 | Busan Eunsung | 09/26/2024 | Newly Chartered | 27 | 29 | 2 | 27 | 100.00% | 0 | 0 | 0 | | | | P,S,T,M,VP SC | N/A | | |
| 157113 | Busan Honors MJF | 01/12/2024 | Active | 23 | 2 | 2 | 0 | 0.00% | 0 | 0 | 1 | | 2 | R | P,T,M,VP,SC | N/A | \$1,000.28 | |
| 156538 | Busan Moa | 12/01/2023 | Active | 27 | 11 | 1 | 10 | 58.82% | 30 | 2 | 3 | | | N | P,S,T,M,VP SC | N/A | \$300.04 | |
| 179100 | Busan Saemaeum | 11/01/2024 | Newly Chartered | 40 | 40 | 0 | 40 | 100.00% | 0 | | 1 | | | N | P,M,VP,SC | N/A | | |
| 155266 | Busan Yes | 08/30/2023 | Active | 27 | 3 | 7 | -4 | -12.90% | 31 | 1 | 0 | | | N | P,S,T,M,VP SC | N/R | \$300.04 | |
| Clubs more than two years old | | | | | | | | | | | | | | | | | | |
| 64898 | BUSAN 21 CENTURY | 01/02/2002 | Active | 48 | 2 | 2 | 0 | 0.00% | 46 | 22 | 0 | | | N | P,S,T,M,VP SC | 24+ | \$1,300.79 | |
| 97444 | BUSAN A ONE | 06/29/2006 | Active | 28 | 4 | 1 | 3 | 12.00% | 35 | 0 | 1 | | | N | P,S,T,M,VP SC | 24+ | \$11,401.56 | |
| Exc Award (06/30/2016, 06/30/2019) | | | | | | | | | | | | | | | | | | |
| 37004 | BUSAN ARIRANG L C | 04/27/1979 | Active | 43 | 0 | 3 | -3 | -6.52% | 47 | 8 | 2 | | | N | P,S,T,M,VP SC | 24+ | \$700.09 | |
| 37493 | BUSAN ASEA L C | 08/30/1979 | Active | 20 | 0 | 3 | -3 | -13.04% | 26 | 15 | 2 | | | | P,S,T,M,VP SC | 24+ | | |
| 66340 | BUSAN BAEK WOON PO | 06/28/2002 | Active | 47 | 0 | 3 | -3 | -6.00% | 54 | 2 | 5 | | | N | P,S,T,M,VP SC | 24+ | \$600.08 | |
| Exc Award (06/30/2017, 06/30/2018) | | | | | | | | | | | | | | | | | | |
| 149013 | Busan Baekhyang | 11/17/2021 | Active(1) | 35 | 2 | 2 | 0 | 0.00% | 26 | 0 | 3 | | | N | P,S,T,M,VP SC | N/A | \$5,101.28 | |
| 38994 | BUSAN BANDO L C | 10/09/1980 | Active | 28 | 1 | 4 | -3 | -9.68% | 34 | 12 | 0 | | | N | P,S,T,M,VP SC | 24+ | \$1,000.07 | |
| Exc Award (06/30/2017) | | | | | | | | | | | | | | | | | | |
| 147716 | Busan Bodam | 07/28/2021 | Active | 12 | 0 | 2 | -2 | -14.29% | 26 | 2 | 0 | | | | S,T,M,VP,SC | N/A | \$700.09 | |
| 40173 | BUSAN BOKJI L C | 06/29/1981 | Active | 26 | 1 | 3 | -2 | -7.14% | 32 | 3 | 0 | | | N | P,S,T,M,VP SC | 24+ | \$600.12 | |
| Exc Award (06/30/2017, 06/30/2018) | | | | | | | | | | | | | | | | | | |



Club Health Assessment for District 355 A through December 2024

| | | | Status | Membership | | | | | | | Reports | | | | | Finance | | LCIF |
|-------------|---|--------------|---|-----------------------------|-------------------|---------------------|----------------|-----------------|---|------------------------------------|-------------------------------------|------------------------------------|------------------------|---|--|-----------------|-----------------------------------|------|
| Club Number | Club Name | Charter Date | | Current Member Count | YTD Members Added | YTD Members Dropped | YTD Net Growth | YTD Net Growth% | Member Count 12 Months Ago | Avg. length of service for members | Months Since Last MMR *** | Yrs. Since Last Officer Report | President Rotation | Vice President Reported **** | Months Since Last Activity Report *** | Account Balance | Donations for current Fiscal Year | |
| | | | Number of times on status quo within last two years | If below 15 members appears | | | | | If net loss is greater than 20% appears | | If no report in 3 months appears in | When more than one year appears in | Number of repeat terms | Notes the officers that do not have an active | If no report at 12 months appears in red | | | |
| 40555 | BUSAN BUIL L C Exc Award (06/30/2016) | 11/02/1981 | Active | 46 | 1 | 1 | 0 | 0.00% | 50 | 0 | 2 | | | N | P,S,T,M,VP SC | 24+ | \$2,000.18 | |
| 25775 | BUSAN BUK Exc Award (06/30/2019) | 03/28/1964 | Active | 30 | 5 | 0 | 5 | 20.00% | 32 | | 3 | | | N | P,S,T,M,VP SC | 24+ | | |
| 39647 | BUSAN BUPYUNG | 03/24/1981 | Active | 34 | 3 | 0 | 3 | 9.68% | 34 | | 3 | | | | P,S,T,M,VP SC | 24+ | \$2,000.24 | |
| 66341 | BUSAN BUYOUNG | 06/28/2002 | Active | 55 | 0 | 4 | -4 | -6.78% | 62 | 7 | 4 | | | N | P,S,T,M,VP SC | 24+ | \$1,000.12 | |
| 121673 | Busan Centum PMJF Exc Award (06/30/2016) | 03/26/2014 | Active | 62 | 2 | 3 | -1 | -1.59% | 64 | 8 | 0 | | | N | P,S,T,M,VP SC | N/A | | |
| 78015 | BUSAN CHEONG RYOUNG Exc Award (06/30/2017) | 01/05/2004 | Active | 51 | 5 | 4 | 1 | 2.00% | 49 | 16 | 1 | | | N | P,S,T,M,VP SC | 24+ | | |
| 146342 | Busan Choigang | 06/07/2021 | Active | 52 | 1 | 2 | -1 | -1.89% | 73 | 2 | 3 | | | N | P,S,T,M,VP SC | N/R | \$500.14 | |
| 97854 | BUSAN CHUNG ROK Exc Award (06/30/2016, 06/30/2017) | 10/20/2006 | Active | 47 | 0 | 1 | -1 | -2.08% | 51 | 2 | 1 | | | N | P,S,T,M,VP SC | 24+ | \$1,500.19 | |
| 42711 | BUSAN CHUNGEUI Exc Award (06/30/2016) | 05/09/1983 | Active | 63 | 2 | 0 | 2 | 3.28% | 65 | | 0 | | | N | P,S,T,M,VP SC | 24+ | \$1,700.20 | |
| 64895 | BUSAN CHUNGNYEOL Exc Award (06/30/2018) | 01/02/2002 | Active | 77 | 3 | 6 | -3 | -3.75% | 95 | 2 | 0 | | | N | P,S,T,M,VP SC | 24+ | \$601.16 | |
| 61070 | BUSAN CHUNGRA Exc Award (06/30/2017, 06/30/2018) | 08/06/1998 | Active | 42 | 4 | 11 | -7 | -14.29% | 44 | 3 | 0 | | | N | P,S,T,M,VP SC | 24+ | \$1,400.13 | |
| 148649 | Busan Clover | 10/22/2021 | Active | 27 | 2 | 6 | -4 | -12.90% | 36 | 4 | 1 | | | N | P,S,T,M,VP SC | N/A | \$300.04 | |
| 33055 | BUSAN DAE HA L C | 11/30/1976 | Active | 34 | 4 | 2 | 2 | 6.25% | 40 | 7 | 2 | | | N | P,S,T,M,VP SC | 24+ | | |
| 110094 | BUSAN DAE HO Exc Award (06/30/2017, 06/30/2018) | 01/27/2011 | Active | 34 | 0 | 0 | 0 | 0.00% | 35 | | 6 | | | N | P,S,T,M,VP SC | 24+ | | |
| 97855 | BUSAN DAE MYEONG | 10/20/2006 | Active | 22 | 1 | 0 | 1 | 4.76% | 26 | | 1 | | 2 | | P,T,M,VP,SC | 24+ | \$300.04 | |
| 78637 | BUSAN DAE SHIN Exc Award (06/30/2016) | 03/31/2004 | Active | 42 | 1 | 9 | -8 | -16.00% | 50 | 9 | 0 | | | N | P,S,T,M,VP SC | 24+ | | |
| 29555 | BUSAN DAE YEON Exc Award (06/30/2018) | 06/19/1974 | Active | 57 | 0 | 6 | -6 | -9.52% | 72 | 7 | 0 | | | | P,S,T,M,VP SC | 11 | \$3,800.46 | |



Club Health Assessment for District 355 A through December 2024

| | | | Status | Membership | | | | | | | Reports | | | | | Finance | | LCIF |
|-------------|--|--------------|---|-----------------------------|-------------------|---------------------|----------------|---|----------------------------|--|-------------------------------------|------------------------------------|------------------------|---|---------------------------------------|-----------------|-----------------------------------|------|
| Club Number | Club Name | Charter Date | | Current Member Count | YTD Members Added | YTD Members Dropped | YTD Net Growth | YTD Net Growth% | Member Count 12 Months Ago | Avg. length of service for dropped members | Months Since Last MMR *** | Yrs. Since Last Officer Report | President Rotation | Vice President Reported **** | Months Since Last Activity Report *** | Account Balance | Donations for current Fiscal Year | |
| | | | Number of times on status quo within last two years | If below 15 members appears | | | | If net loss is greater than 20% appears | | | If no report in 3 months appears in | When more than one year appears in | Number of repeat terms | Notes the officers that do not have an active | If no report at 12 months red | | | |
| 38995 | BUSAN DAEKYO L C Exc Award (06/30/2017) | 10/20/1980 | Active | 19 | 2 | 0 | 2 | 11.76% | 22 | | 5 | | | N | P,S,T,M,VP SC | 24+ | \$300.04 | |
| 116296 | BUSAN DAESUNG Exc Award (06/30/2019) | 04/16/2012 | Active | 24 | 2 | 6 | -4 | -14.29% | 26 | 6 | 0 | | | N | P,S,T,M,VP SC | 24+ | \$700.20 | |
| 35971 | BUSAN DAEYANG L C | 07/31/1978 | Active | 28 | 0 | 7 | -7 | -20.00% | 40 | 12 | 0 | | | | P,S,T,M,VP SC | 24+ | | |
| 116984 | BUSAN DALEUMSAN | 05/24/2012 | Active | 46 | 1 | 2 | -1 | -2.13% | 45 | 1 | 0 | | | N | P,S,T,M,VP SC | N/A | \$759.05 | |
| 84628 | BUSAN DAYEON | 01/03/2005 | Active | 16 | 0 | 6 | -6 | -27.27% | 26 | 2 | 0 | | | | P,S,T,M,VP SC | 10 | | |
| 34480 | BUSAN DEUNG DAI Exc Award (06/30/2016) | 09/06/1977 | Active | 27 | 1 | 2 | -1 | -3.57% | 28 | 1 | 0 | | | N | P,S,T,M,VP SC | 11 | | |
| 34481 | BUSAN DONG BAEK Exc Award (06/30/2016, 06/30/2018, 06/30/20 | 09/06/1977 | Active | 55 | 2 | 0 | 2 | 3.77% | 52 | | 2 | | | N | P,S,T,M,VP SC | 24+ | \$1,300.16 | |
| 40458 | BUSAN DONGSEO L C Exc Award (06/30/2018) | 10/19/1981 | Active | 53 | 3 | 3 | 0 | 0.00% | 44 | 4 | 1 | | | N | P,S,T,M,VP SC | 24+ | \$6,701.76 | |
| 140352 | Busan Dream | 12/10/2019 | Active | 55 | 9 | 18 | -9 | -14.06% | 64 | 2 | 0 | | | N | P,S,T,M,VP SC | N/A | \$700.49 | |
| 148426 | Busan Eoulrim | 09/28/2021 | Active | 0 | 0 | 8 | -8 | -100.00% | 9 | 2 | 3 | 1 | None | | P,S,T,M,VP SC | N/A | | |
| 143250 | Busan Garam | 10/28/2020 | Active | 18 | 0 | 8 | -8 | -30.77% | 21 | 1 | 0 | | | | P,S,T,M,VP SC | N/R | \$300.04 | |
| 101716 | BUSAN GEO SONG | 05/12/2008 | Active | 25 | 5 | 6 | -1 | -3.85% | 28 | 4 | 0 | | 2 | N | P,S,T,M,VP SC | 24+ | | |
| 51031 | BUSAN GI JANG Exc Award (06/30/2016) | 10/29/1990 | Active | 75 | 3 | 6 | -3 | -3.85% | 72 | 1 | 1 | | | N | P,S,T,M,VP SC | N/R | \$1,300.49 | |
| 120102 | Busan Gold Exc Award (06/30/2016, 06/30/2017) | 08/06/2013 | Active | 23 | 0 | 9 | -9 | -28.13% | 32 | 2 | 2 | | | N | P,S,T,M,VP SC | 24+ | \$900.29 | |
| 37194 | BUSAN GOODEOK | 05/31/1979 | Active | 35 | 1 | 2 | -1 | -2.78% | 36 | 34 | 0 | | | | P,S,T,M,VP SC | 24+ | \$300.04 | |
| 84156 | BUSAN GOUN | 09/15/2004 | Active | 11 | 1 | 0 | 1 | 10.00% | 10 | | 2 | | 2 | | P,S,T,M,VP SC | 24+ | | |
| 115678 | BUSAN GWANG MYEONG | 12/14/2011 | Active | 27 | 1 | 1 | 0 | 0.00% | 23 | 23 | 1 | | | N | P,S,T,M,VP SC | N/A | \$1,000.09 | |
| 34563 | BUSAN GWANGBOK | 10/27/1977 | Active | 56 | 0 | 1 | -1 | -1.75% | 59 | 8 | 0 | | | N | P,S,T,M,VP SC | 24+ | \$10,801.33 | |
| 140354 | Busan Haeorum | 12/13/2019 | Active | 17 | 0 | 6 | -6 | -26.09% | 24 | 3 | 1 | | | N | P,S,T,M,VP SC | N/A | \$1,300.16 | |
| 39214 | BUSAN HAEWOONDAE | 12/11/1980 | Active | 66 | 3 | 8 | -5 | -7.04% | 75 | 7 | 0 | | | N | P,S,T,M,VP SC | 24+ | \$2,300.69 | |



Club Health Assessment for District 355 A through December 2024

| | | | Status | Membership | | | | | | | Reports | | | | | Finance | | LCIF |
|------------------------------------|------------------|--------------|---|-----------------------------|-------------------|---------------------|----------------|---|----------------------------|--|-------------------------------------|------------------------------------|------------------------|---|---------------------------------------|-----------------|-----------------------------------|------|
| Club Number | Club Name | Charter Date | | Current Member Count | YTD Members Added | YTD Members Dropped | YTD Net Growth | YTD Net Growth% | Member Count 12 Months Ago | Avg. length of service for dropped members | Months Since Last MMR *** | Yrs. Since Last Officer Report | President Rotation | Vice President Reported **** | Months Since Last Activity Report *** | Account Balance | Donations for current Fiscal Year | |
| | | | Number of times on status quo within last two years | If below 15 members appears | | | | If net loss is greater than 20% appears | | | If no report in 3 months appears in | When more than one year appears in | Number of repeat terms | Notes the officers that do not have an active | If no report at 12 months red | | | |
| Exc Award (06/30/2016, 06/30/2018) | | | | | | | | | | | | | | | | | | |
| 56415 | BUSAN HANBIT | 01/03/1995 | Active | 35 | 5 | 2 | 3 | 9.38% | 28 | 0 | 1 | | | N | P,S,T,M,VP SC | 24+ | \$800.10 | |
| Exc Award (06/30/2016, 06/30/2018) | | | | | | | | | | | | | | | | | | |
| 106199 | BUSAN HANMAEUM | 08/10/2009 | Active | 22 | 0 | 2 | -2 | -8.33% | 32 | 9 | 1 | | | N | P,S,T,M,VP SC | 24+ | \$1,000.07 | |
| 148273 | Busan Hannuri | 09/13/2021 | Active | 25 | 5 | 2 | 3 | 13.64% | 26 | 6 | 1 | | | N | P,S,T,M,VP SC | N/A | | |
| 39648 | BUSAN HANYOON | 03/24/1981 | Active | 25 | 2 | 0 | 2 | 8.70% | 25 | | 4 | | None | N | P,S,T,M,VP SC | 24+ | \$1,800.41 | |
| 120807 | Busan Haram | 11/25/2013 | Active | 11 | 0 | 0 | 0 | 0.00% | 14 | | 5 | 1 | None | | P,S,T,M,VP SC | N/A | | |
| Exc Award (06/30/2016, 06/30/2019) | | | | | | | | | | | | | | | | | | |
| 140707 | Busan Harmony | 01/24/2020 | Active | 66 | 5 | 9 | -4 | -5.71% | 41 | 1 | 0 | | | N | P,S,T,M,VP SC | N/A | \$200.02 | |
| 35849 | BUSAN HWARANG LC | 06/27/1978 | Active | 55 | 7 | 6 | 1 | 1.85% | 62 | 8 | 0 | | | N | P,S,T,M,VP SC | 24+ | \$800.39 | |
| Exc Award (06/30/2016) | | | | | | | | | | | | | | | | | | |
| 87856 | BUSAN HYESUNG | 05/25/2005 | Active | 18 | 3 | 0 | 3 | 20.00% | 24 | | 5 | | | N | P,S,T,M,VP SC | 24+ | \$300.02 | |
| 37614 | BUSAN HYUNDAI | 10/23/1979 | Active | 43 | 5 | 2 | 3 | 7.50% | 50 | 26 | 0 | | | N | P,S,T,M,VP SC | 24+ | \$600.00 | |
| 139607 | Busan I-Blue | 08/21/2019 | Active | 36 | 3 | 5 | -2 | -5.26% | 39 | 3 | 0 | | | N | P,S,T,M,VP SC | N/R | \$958.11 | |
| 30487 | BUSAN JAE-IL | 03/31/1975 | Active | 42 | 0 | 8 | -8 | -16.00% | 48 | 7 | 0 | | | | P,S,T,M,VP SC | 10 | \$42,600.08 | |
| Exc Award (06/30/2017, 06/30/2018) | | | | | | | | | | | | | | | | | | |
| 84157 | BUSAN JAGALCHY | 09/15/2004 | Active | 12 | 0 | 2 | -2 | -14.29% | 14 | 18 | 5 | | 2 | N | P,S,T,M,VP SC | 24+ | \$1,300.13 | |
| 64464 | BUSAN JANG MI | 06/26/2001 | Active | 24 | 0 | 0 | 0 | 0.00% | 25 | | 6 | | | N | P,S,T,M,VP SC | 24+ | \$300.04 | |
| Exc Award (06/30/2016, 06/30/2018) | | | | | | | | | | | | | | | | | | |
| 127455 | Busan Jangchong | 05/05/2016 | Active | 14 | 0 | 2 | -2 | -12.50% | 12 | 4 | 0 | | | R | P,S,T,M,VP SC | N/A | | |
| 123255 | Busan Jeong Lim | 10/22/2014 | Active | 13 | 0 | 3 | -3 | -18.75% | 20 | 8 | 4 | | | | P,S,T,M,VP SC | N/A | | |
| 129874 | Busan Jeongwoo | 01/18/2017 | Active | 16 | 0 | 6 | -6 | -27.27% | 27 | 2 | 0 | | | N | P,S,T,M,VP SC | N/A | | |
| Exc Award (06/30/2017) | | | | | | | | | | | | | | | | | | |
| 132851 | Busan Joheun | 11/29/2017 | Active | 24 | 4 | 7 | -3 | -11.11% | 29 | 3 | 0 | | | N | P,S,T,M,VP SC | N/A | \$1,800.17 | |
| Exc Award (06/30/2018) | | | | | | | | | | | | | | | | | | |
| 68697 | BUSAN JUNG-ANG | 04/29/2003 | Active | 81 | 4 | 3 | 1 | 1.25% | 85 | 10 | 0 | | | N | P,S,T,M,VP SC | 24+ | \$1,500.18 | |
| Exc Award (06/30/2018) | | | | | | | | | | | | | | | | | | |
| 147723 | Busan Kaon | 07/27/2021 | Active | 0 | 0 | 22 | -22 | -100.00% | 15 | 3 | 3 | 1 | None | | P,S,T,M,VP SC | N/R | | |



Club Health Assessment for District 355 A through December 2024

| Club Number | Club Name | Charter Date | Status | Membership | | | | | | | Reports | | | | | Finance | LCIF |
|-------------|--|--------------|---|-----------------------------|-------------------|---------------------|----------------|---|----------------------------|--|-------------------------------------|------------------------------------|------------------------|---|--|-----------------|-----------------------------------|
| | | | | Current Member Count | YTD Members Added | YTD Members Dropped | YTD Net Growth | YTD Net Growth% | Member Count 12 Months Ago | Avg. length of service for dropped members | Months Since Last MMR *** | Yrs. Since Last Officer Report | President Rotation | Vice President Reported **** | Months Since Last Activity Report *** | Account Balance | Donations for current Fiscal Year |
| | | | Number of times on status quo within last two years | If below 15 members appears | | | | If net loss is greater than 20% appears | | | If no report in 3 months appears in | When more than one year appears in | Number of repeat terms | Notes the officers that do not have an active | If no report at 12 months appears in red | | |
| 39215 | BUSAN KEUKDONG | 12/31/1980 | Active | 47 | 0 | 5 | -5 | -9.62% | 55 | 1 | 0 | | | N | P,S,T,M,VP SC | 24+ | \$100.01 |
| 111726 | BUSAN KEUMMIHAE | 08/03/2011 | Active | 45 | 8 | 1 | 7 | 18.42% | 48 | 8 | 1 | | | N | P,S,T,M,VP SC | 24+ | \$1,300.17 |
| 40682 | BUSAN KORYO | 12/14/1981 | Active | 29 | 1 | 5 | -4 | -12.12% | 34 | 22 | 0 | | | N | P,S,T,M,VP SC | 24+ | \$300.21 |
| 42337 | BUSAN KUM JUNG | 02/02/1983 | Active | 20 | 0 | 2 | -2 | -9.09% | 22 | 2 | 0 | | | | P,S,T,M,VP SC | 24+ | \$300.04 |
| 123767 | Busan Kum-Ran | 12/17/2014 | Active | 35 | 4 | 4 | 0 | 0.00% | 41 | 2 | 1 | | | N | P,S,T,M,VP SC | N/A | \$4,802.69 |
| 142174 | Busan Legend | 07/28/2020 | Active | 39 | 4 | 0 | 4 | 11.43% | 32 | | 0 | | | N | P,S,T,M,VP SC | N/A | \$300.04 |
| 105715 | BUSAN LIBERTY | 06/08/2009 | Active | 45 | 12 | 2 | 10 | 28.57% | 40 | 11 | 0 | | | N | P,S,T,M,VP SC | 24+ | \$700.09 |
| | Exc Award (06/30/2017, 06/30/2018) | | | | | | | | | | | | | | | | |
| 67523 | BUSAN LOTTE | 03/31/2003 | Active | 43 | 1 | 3 | -2 | -4.44% | 42 | 1 | 3 | | | N | P,S,T,M,VP SC | 24+ | \$1,000.09 |
| | Exc Award (06/30/2016, 06/30/2018) | | | | | | | | | | | | | | | | |
| 136383 | Busan Marinebeach MJF | 09/06/2018 | Active | 28 | 0 | 4 | -4 | -12.50% | 33 | 5 | 1 | | | N | S,T,M,VP,SC | N/A | \$3,800.96 |
| | Exc Award (06/30/2019) | | | | | | | | | | | | | | | | |
| 108930 | BUSAN MINAM | 07/19/2010 | Active | 6 | 0 | 0 | 0 | 0.00% | 5 | | 6 | 3 | None | | P,S,T,M,VP SC | 24+ | |
| 58804 | BUSAN MISO | 10/29/1996 | Active | 31 | 6 | 4 | 2 | 6.90% | 30 | 4 | 0 | | | | P,S,T,M,VP SC | 24+ | \$800.10 |
| | Exc Award (06/30/2018) | | | | | | | | | | | | | | | | |
| 42338 | BUSAN MOOGUNGHWA | 02/22/1983 | Active | 21 | 1 | 0 | 1 | 5.00% | 17 | | 3 | | | N | P,S,T,M,VP SC | 24+ | |
| 42114 | BUSAN MOON HWA | 12/15/1982 | Active | 53 | 4 | 4 | 0 | 0.00% | 55 | 1 | 0 | | | | P,S,T,M,VP SC | 24+ | |
| | Exc Award (06/30/2016, 06/30/2018) | | | | | | | | | | | | | | | | |
| 93243 | BUSAN MOTIVE | 01/04/2006 | Active | 50 | 3 | 13 | -10 | -16.67% | 64 | 7 | 1 | | | N | P,S,T,M,VP SC | 24+ | \$3,800.40 |
| | Exc Award (06/30/2016) | | | | | | | | | | | | | | | | |
| 77724 | BUSAN MUJIGAE | 10/10/2003 | Active | 30 | 5 | 17 | -12 | -28.57% | 36 | 2 | 0 | | | N | P,S,T,M,VP SC | 24+ | \$700.49 |
| | Exc Award (06/30/2018, 06/30/2019) | | | | | | | | | | | | | | | | |
| 66342 | BUSAN MYEONGNYUN | 06/28/2002 | Active | 20 | 5 | 9 | -4 | -16.67% | 23 | 3 | 1 | | | N | P,S,T,M,VP SC | 24+ | |
| | Exc Award (06/30/2016) | | | | | | | | | | | | | | | | |
| 40459 | BUSAN NAG DONG GANG L C | 10/23/1981 | Active | 46 | 6 | 6 | 0 | 0.00% | 46 | 12 | 0 | | | R | P,S,T,M,VP SC | 24+ | |
| | Exc Award (06/30/2016, 06/30/2017) | | | | | | | | | | | | | | | | |
| 82868 | BUSAN NAM MOON | 06/28/2004 | Active | 69 | 3 | 9 | -6 | -8.00% | 91 | 3 | 0 | | | N | P,S,T,M,VP SC | 24+ | \$700.05 |
| | Exc Award (06/30/2017, 06/30/2018, 06/30/2020) | | | | | | | | | | | | | | | | |



Club Health Assessment for District 355 A through December 2024

| | | | Status | Membership | | | | | | | Reports | | | | | Finance | LCIF | |
|--|----------------------|--------------|---|-----------------------------|-------------------|---------------------|----------------|---|----------------------------|--|-------------------------------------|------------------------------------|------------------------|------------------------------|---|-------------------------------|-----------------------------------|-------------|
| Club Number | Club Name | Charter Date | | Current Member Count | YTD Members Added | YTD Members Dropped | YTD Net Growth | YTD Net Growth% | Member Count 12 Months Ago | Avg. length of service for dropped members | Months Since Last MMR *** | Yrs. Since Last Officer Report | President Rotation | Vice President Reported **** | Months Since Last Activity Report *** | Account Balance | Donations for current Fiscal Year | |
| | | | Number of times on status quo within last two years | If below 15 members appears | | | | If net loss is greater than 20% appears | | | If no report in 3 months appears in | When more than one year appears in | Number of repeat terms | | Notes the officers that do not have an active | If no report at 12 months red | | |
| 36517 | BUSAN NAMKU L C | 01/31/1979 | Active | 52 | 13 | 4 | 9 | 20.93% | 42 | 6 | 0 | | | | P,S,T,M,VP SC | 24+ | | \$2,100.35 |
| 63712 | BUSAN NEW MILLENNIUM | 11/27/2000 | Active | 34 | 0 | 4 | -4 | -10.53% | 40 | 8 | 2 | | | N | P,S,T,M,VP SC | 24+ | | |
| 97912 | BUSAN NURIMARU | 10/30/2006 | Active | 18 | 2 | 16 | -14 | -43.75% | 35 | 3 | 0 | | | | P,S,T,M,VP SC | 24+ | | |
| 146073 | Busan Ocean | 05/21/2021 | Active | 25 | 0 | 24 | -24 | -48.98% | 50 | 2 | 3 | | | N | P,S,T,M,VP SC | N/A | | \$300.04 |
| 38095 | BUSAN ODAIYANG | 02/27/1980 | Active | 45 | 0 | 5 | -5 | -10.00% | 60 | 1 | 2 | | | N | P,S,T,M,VP SC | 24+ | | \$300.04 |
| 41758 | BUSAN ORIENTAL | 07/26/1982 | Active | 48 | 0 | 0 | 0 | 0.00% | 48 | | 9 | | | N | P,S,T,M,VP SC | 24+ | | \$1,300.32 |
| 31825 | BUSAN ORYUKDO L C | 03/03/1976 | Active | 56 | 1 | 13 | -12 | -17.65% | 73 | 12 | 0 | | | | P,S,T,M,VP SC | 24+ | | \$1,530.09 |
| Exc Award (06/30/2016, 06/30/2018, 06/30/20) | | | | | | | | | | | | | | | | | | |
| 131437 | Busan Paran | 06/29/2017 | Active | 31 | 3 | 2 | 1 | 3.33% | 38 | 5 | 0 | | | N | P,S,T,M,VP SC | N/A | | \$3,000.24 |
| 148445 | Busan Queens MJF | 09/27/2021 | Active | 12 | 0 | 6 | -6 | -33.33% | 18 | 2 | 0 | | | N | P,S,T,M,VP SC | N/A | | |
| 37983 | BUSAN ROYAL L C | 01/29/1980 | Active | 38 | 2 | 6 | -4 | -9.52% | 47 | 21 | 2 | | | N | P,S,T,M,VP SC | 24+ | | \$1,000.28 |
| Exc Award (06/30/2016) | | | | | | | | | | | | | | | | | | |
| 39216 | BUSAN RYUKDAEJU | 12/11/1980 | Active | 30 | 1 | 1 | 0 | 0.00% | 18 | 0 | 1 | | | N | P,S,T,M,VP SC | 24+ | | \$900.29 |
| Exc Award (06/30/2016, 06/30/2018) | | | | | | | | | | | | | | | | | | |
| 97853 | BUSAN SAMSUNG | 10/20/2006 | Active | 18 | 0 | 0 | 0 | 0.00% | 21 | | 6 | | 2 | R | P,S,T,M,VP SC | 24+ | | \$1,300.75 |
| Exc Award (06/30/2019) | | | | | | | | | | | | | | | | | | |
| 93244 | BUSAN SEJONG | 01/04/2006 | Active | 82 | 6 | 8 | -2 | -2.38% | 82 | 6 | 0 | | | N | P,S,T,M,VP SC | 24+ | | \$13,403.35 |
| 32460 | BUSAN SEOMYEON | 06/21/1976 | Active | 77 | 4 | 11 | -7 | -8.33% | 83 | 10 | 0 | | | N | P,S,T,M,VP SC | 24+ | | \$7,126.41 |
| Exc Award (06/30/2018, 06/30/2019) | | | | | | | | | | | | | | | | | | |
| 115794 | BUSAN SHIN WOO | 01/06/2012 | Active | 21 | 0 | 0 | 0 | 0.00% | 15 | | 6 | | | N | P,S,T,M,VP SC | 24+ | | |
| Exc Award (06/30/2018) | | | | | | | | | | | | | | | | | | |
| 111728 | BUSAN SO MYUNG | 08/04/2011 | Active | 18 | 2 | 1 | 1 | 5.88% | 17 | 2 | 3 | | | | P,S,T,M,VP SC | N/A | | \$200.02 |
| 59679 | BUSAN SOOYUNG | 06/13/1997 | Active | 19 | 0 | 6 | -6 | -24.00% | 25 | 10 | 1 | 1 | None | | P,S,T,M,VP SC | 24+ | | |
| Exc Award (06/30/2018) | | | | | | | | | | | | | | | | | | |
| 84346 | BUSAN SU-MOK | 10/19/2004 | Active | 54 | 5 | 2 | 3 | 5.88% | 52 | 3 | 0 | | | N | P,S,T,M,VP SC | 24+ | | \$5,600.76 |
| 49713 | BUSAN SUN | 06/23/1989 | Active | 39 | 0 | 3 | -3 | -7.14% | 44 | 16 | 0 | | | N | P,S,T,M,VP SC | 24+ | | |
| Exc Award (06/30/2018) | | | | | | | | | | | | | | | | | | |




Club Health Assessment for District 355 A through December 2024

| | | | Status | Membership | | | | | | | Reports | | | | | Finance | | LCIF |
|-------------|--|--------------|---|-----------------------------|-------------------|---------------------|----------------|-----------------|---|--|---------------------------|-------------------------------------|------------------------------------|------------------------------|---|--|-----------------------------------|-------------|
| Club Number | Club Name | Charter Date | | Current Member Count | YTD Members Added | YTD Members Dropped | YTD Net Growth | YTD Net Growth% | Member Count 12 Months Ago | Avg. length of service for dropped members | Months Since Last MMR *** | Yrs. Since Last Officer Report | President Rotation | Vice President Reported **** | Months Since Last Activity Report *** | Account Balance | Donations for current Fiscal Year | |
| | | | Number of times on status quo within last two years | If below 15 members appears | | | | | If net loss is greater than 20% appears | | | If no report in 3 months appears in | When more than one year appears in | Number of repeat terms | Notes the officers that do not have an active | If no report at 12 months appears in red | | |
| 76073 | BUSAN VISION Exc Award (06/30/2016) | 06/25/2003 | Active | 35 | 0 | 0 | 0 | 0.00% | 34 | | 6 | | | N | P,S,T,M,VP SC | 24+ | | \$300.04 |
| 143837 | Busan Wooil | 12/08/2020 | Active | 27 | 0 | 0 | 0 | 0.00% | 32 | | 6 | | | | P,S,T,M,VP SC | N/R | | \$600.06 |
| 120933 | Busan Woojeong MJF Exc Award (06/30/2019) | 12/11/2013 | Active | 25 | 2 | 1 | 1 | 4.17% | 26 | 3 | 4 | | | N | P,S,T,M,VP SC | N/A | | |
| 132498 | Busan Wooltary | 08/18/2017 | Active | 48 | 0 | 0 | 0 | 0.00% | 46 | | 6 | | | N | P,S,T,M,VP SC | N/A | | |
| 35972 | BUSAN YANGJI L C Exc Award (06/30/2016, 06/30/2017, 06/30/2018) | 07/24/1978 | Active | 60 | 12 | 2 | 10 | 20.00% | 54 | 0 | 1 | | | N | P,S,T,M,VP SC | 24+ | | |
| 66371 | BUSAN YEO MYUNG | 06/28/2002 | Active | 21 | 0 | 4 | -4 | -16.00% | 31 | 11 | 0 | | | | P,S,T,M,VP SC | 24+ | | |
| 25778 | BUSAN YEONGDO | 05/30/1972 | Active | 81 | 6 | 2 | 4 | 5.19% | 80 | 20 | 2 | | | N | P,S,T,M,VP SC | 24+ | | \$300.04 |
| 97911 | BUSAN YEOWON MJF Exc Award (06/30/2018) | 10/30/2006 | Active | 34 | 3 | 3 | 0 | 0.00% | 40 | 3 | 1 | | | N | P,S,T,M,VP SC | 24+ | | \$1,000.13 |
| 122378 | Busan Yewon | 06/03/2014 | Active | 23 | 0 | 15 | -15 | -39.47% | 45 | 2 | 0 | | | | P,S,T,M,VP SC | 24+ | | \$1,300.11 |
| 40460 | BUSAN YONGDOO L C Exc Award (06/30/2017) | 10/19/1981 | Active | 45 | 2 | 1 | 1 | 2.27% | 49 | 26 | 2 | | | R | P,S,T,M,VP SC | 24+ | | \$1,000.71 |
| 104305 | BUSAN YOUNG GWANG Exc Award (06/30/2018, 06/30/2019) | 01/14/2009 | Active | 28 | 7 | 4 | 3 | 12.00% | 36 | 4 | 0 | | | N | P,S,T,M,VP SC | 24+ | | \$300.04 |
| 31314 | BUSANJIN Exc Award (06/30/2019) | 10/28/1975 | Active | 60 | 3 | 5 | -2 | -3.23% | 63 | 11 | 0 | | | N | P,S,T,M,VP SC | 24+ | | \$720.08 |
| 39217 | BUSANPO L C Exc Award (06/30/2019) | 12/22/1980 | Active | 51 | 1 | 0 | 1 | 2.00% | 66 | | 3 | | | N | P,S,T,M,VP SC | 24+ | | \$1,000.12 |
| 30391 | JUNG BUSAN Exc Award (06/30/2016, 06/30/2017, 06/30/2018) | 03/10/1975 | Active(1) | 173 | 0 | 8 | -8 | -4.42% | 187 | 13 | 0 | | | N | P,S,T,M,VP SC | 24+ | | \$600.12 |
| 30026 | NEW PUSAN | 12/10/1974 | Active | 58 | 2 | 4 | -2 | -3.33% | 58 | 14 | 1 | | | N | P,S,T,M,VP SC | 24+ | | |
| 25769 | PUSAN Exc Award (06/30/2019) | 06/18/1960 | Active | 73 | 5 | 6 | -1 | -1.35% | 78 | 18 | 1 | | | | P,S,T,M,VP SC | 24+ | | \$11,002.95 |
| 54905 | PUSAN BAEKDUSAN | 09/27/1993 | Active | 44 | 0 | 4 | -4 | -8.33% | 54 | 16 | 5 | | 2 | | P,S,T,M,VP SC | 24+ | | \$300.04 |
| 50857 | PUSAN BAIK NAN | 07/12/1990 | Active | 51 | 8 | 1 | 7 | 15.91% | 45 | 0 | 1 | | | N | P,S,T,M,VP SC | 24+ | | \$3,001.01 |



Club Health Assessment for District 355 A through December 2024

|  | | | Status | Membership | | | | | | | Reports | | | | | Finance | LCIF |
|--|-------------------|--------------|---|-----------------------------|-------------------|---------------------|----------------|---|----------------------------|--|-------------------------------------|------------------------------------|------------------------|---|--|-----------------|-----------------------------------|
| Club Number | Club Name | Charter Date | | Current Member Count | YTD Members Added | YTD Members Dropped | YTD Net Growth | YTD Net Growth% | Member Count 12 Months Ago | Avg. length of service for dropped members | Months Since Last MMR *** | Yrs. Since Last Officer Report | President Rotation | Vice President Reported **** | Months Since Last Activity Report *** | Account Balance | Donations for current Fiscal Year |
| | | | Number of times on status quo within last two years | If below 15 members appears | | | | If net loss is greater than 20% appears | | | If no report in 3 months appears in | When more than one year appears in | Number of repeat terms | Notes the officers that do not have an active | If no report at 12 months appears in red | | |
| Exc Award (06/30/2017) | | | | | | | | | | | | | | | | | |
| 25770 | PUSAN CENTRAL | 07/07/1970 | Active | 27 | 1 | 0 | 1 | 3.85% | 20 | | 5 | | | P,S,T,M,VP SC | 24+ | | \$1,000.01 |
| Exc Award (06/30/2018) | | | | | | | | | | | | | | | | | |
| 46092 | PUSAN DAEJI | 04/04/1986 | Active | 42 | 0 | 4 | -4 | -8.70% | 46 | 1 | 0 | | | P,S,T,M,VP SC | 24+ | | \$1,000.28 |
| 59434 | PUSAN DAEJU | 04/29/1997 | Active | 27 | 1 | 3 | -2 | -6.90% | 34 | 3 | 1 | | N | P,S,T,M,VP SC | 24+ | | \$600.08 |
| 59680 | PUSAN DONG NAM | 06/16/1997 | Active | 43 | 1 | 0 | 1 | 2.38% | 50 | | 3 | | N | P,S,T,M,VP SC | 24+ | | |
| 25771 | PUSAN DONGRAI | 07/20/1970 | Active | 50 | 2 | 6 | -4 | -7.41% | 61 | 3 | 0 | | N | P,S,T,M,VP SC | 24+ | | \$500.03 |
| 25772 | PUSAN EAST | 03/02/1968 | Active | 24 | 2 | 1 | 1 | 4.35% | 25 | 48 | 0 | | | P,S,T,M,VP SC | 24+ | | \$300.04 |
| Exc Award (06/30/2016) | | | | | | | | | | | | | | | | | |
| 54852 | PUSAN EXPO | 09/03/1993 | Active | 59 | 4 | 4 | 0 | 0.00% | 60 | 5 | 0 | | N | P,S,T,M,VP SC | 24+ | | \$3,601.05 |
| 47668 | PUSAN HANIL | 08/03/1987 | Active(1) | 135 | 1 | 11 | -10 | -6.90% | 142 | 2 | 0 | | N | P,S,T,M,VP SC | 24+ | | \$9,001.12 |
| 57891 | PUSAN JASUNGDAE | 02/23/1996 | Active | 48 | 5 | 2 | 3 | 6.67% | 46 | 4 | 0 | | | P,S,T,M,VP SC | 24+ | | |
| Exc Award (06/30/2018) | | | | | | | | | | | | | | | | | |
| 59435 | PUSAN JUNG SHIM | 04/29/1997 | Active | 146 | 12 | 24 | -12 | -7.59% | 179 | 7 | 0 | | N | P,S,T,M,VP SC | 24+ | | \$16,202.06 |
| Exc Award (06/30/2017, 06/30/2019) | | | | | | | | | | | | | | | | | |
| 55441 | PUSAN KAYA | 03/22/1994 | Active | 41 | 13 | 8 | 5 | 13.89% | 35 | 7 | 1 | | N | P,S,M,VP,SC | 24+ | | \$1,000.13 |
| Exc Award (06/30/2019) | | | | | | | | | | | | | | | | | |
| 61112 | PUSAN KEUM MYUNG | 09/03/1998 | Active | 21 | 1 | 0 | 1 | 5.00% | 24 | | 5 | | N | P,S,T,M,VP SC | 24+ | | \$700.20 |
| Exc Award (06/30/2016) | | | | | | | | | | | | | | | | | |
| 47310 | PUSAN KUM KANG | 05/12/1987 | Active | 55 | 10 | 1 | 9 | 19.57% | 53 | 5 | 1 | | N | P,S,T,M,VP SC | 24+ | | \$300.04 |
| Exc Award (06/30/2018) | | | | | | | | | | | | | | | | | |
| 56091 | PUSAN MOCKHWA | 09/15/1994 | Active | 25 | 1 | 3 | -2 | -7.41% | 23 | 4 | 0 | | N | P,S,T,M,VP SC | 24+ | | \$700.05 |
| Exc Award (06/30/2019) | | | | | | | | | | | | | | | | | |
| 62413 | PUSAN MOON MYOUNG | 10/06/1999 | Active | 70 | 1 | 26 | -25 | -26.32% | 79 | 4 | 0 | | N | P,S,T,M,VP SC | 24+ | | |
| 50885 | PUSAN NAM CHON | 08/10/1990 | Active | 16 | 4 | 0 | 4 | 33.33% | 15 | | 3 | | N | P,S,T,M,VP SC | 24+ | | |
| Exc Award (06/30/2017, 06/30/2018) | | | | | | | | | | | | | | | | | |
| 63008 | PUSAN NAM PO | 03/31/2000 | Active | 30 | 0 | 2 | -2 | -6.25% | 31 | 11 | 0 | | | P,S,T,M,VP SC | 24+ | | \$600.25 |
| Exc Award (06/30/2016) | | | | | | | | | | | | | | | | | |



Club Health Assessment for District 355 A through December 2024

| | | | Status | Membership | | | | | | | Reports | | | | | Finance | | LCIF |
|------------------------------------|---------------------|--------------|---|-----------------------------|-------------------|---------------------|----------------|---|----------------------------|--|-------------------------------------|------------------------------------|------------------------|---|--|-----------------|-----------------------------------|------|
| Club Number | Club Name | Charter Date | | Current Member Count | YTD Members Added | YTD Members Dropped | YTD Net Growth | YTD Net Growth% | Member Count 12 Months Ago | Avg. length of service for dropped members | Months Since Last MMR *** | Yrs. Since Last Officer Report | President Rotation | Vice President Reported **** | Months Since Last Activity Report *** | Account Balance | Donations for current Fiscal Year | |
| | | | Number of times on status quo within last two years | If below 15 members appears | | | | If net loss is greater than 20% appears | | | If no report in 3 months appears in | When more than one year appears in | Number of repeat terms | Notes the officers that do not have an active | If no report at 12 months appears in red | | | |
| 50886 | PUSAN PEACE | 08/10/1990 | Active | 20 | 0 | 0 | 0 | 0.00% | 19 | | 7 | 1 | None | P,S,T,M,VP SC | 24+ | | | |
| 60020 | PUSAN PUKYONG | 10/01/1997 | Active | 13 | 1 | 3 | -2 | -13.33% | 16 | 11 | 0 | | | P,S,T,M,VP SC | 24+ | | | |
| 43398 | PUSAN PUSONG | 01/31/1984 | Cancelled(6*) | 0 | 0 | 0 | 0 | 0.00% | 10 | | 7 | 1 | None | P,S,T,M,VP SC | 24+ | | | |
| 43399 | PUSAN SAHA | 01/24/1984 | Active | 21 | 0 | 7 | -7 | -25.00% | 26 | 6 | 0 | | None | N P,S,T,M,VP SC | 24+ | | | |
| 49743 | PUSAN SAM MI | 06/30/1989 | Active | 53 | 0 | 6 | -6 | -10.17% | 51 | 3 | 0 | | | N P,S,T,M,VP SC | 24+ | | \$12,000.84 | |
| Exc Award (06/30/2016) | | | | | | | | | | | | | | | | | | |
| 54906 | PUSAN SAMMIL | 09/27/1993 | Active | 3 | 0 | 0 | 0 | 0.00% | 3 | | 9 | | 5 | P,S,T,M,VP SC | 24+ | | | |
| 56630 | PUSAN SASANG | 03/06/1995 | Active | 58 | 0 | 2 | -2 | -3.33% | 62 | 14 | 1 | | | N P,S,T,M,VP SC | 24+ | | \$2,300.17 | |
| Exc Award (06/30/2019) | | | | | | | | | | | | | | | | | | |
| 60113 | PUSAN SEONG BO | 11/20/1997 | Active | 29 | 0 | 0 | 0 | 0.00% | 33 | | 6 | | | P,S,T,M,VP SC | 24+ | | | |
| 53859 | PUSAN SHILLA | 12/01/1992 | Active | 52 | 7 | 4 | 3 | 6.12% | 52 | 2 | 0 | | | N P,S,T,M,VP SC | 24+ | | \$2,400.30 | |
| Exc Award (06/30/2019) | | | | | | | | | | | | | | | | | | |
| 51488 | PUSAN SONG JOOK L C | 03/28/1991 | Active | 18 | 0 | 5 | -5 | -21.74% | 23 | 19 | 0 | | | P,S,T,M,VP SC | 24+ | | | |
| Exc Award (06/30/2018) | | | | | | | | | | | | | | | | | | |
| 55575 | PUSAN SOORAN | 04/15/1994 | Active | 29 | 0 | 2 | -2 | -6.45% | 36 | 2 | 0 | | | N P,S,T,M,VP SC | 24+ | | \$2,300.07 | |
| Exc Award (06/30/2016, 06/30/2019) | | | | | | | | | | | | | | | | | | |
| 25776 | PUSAN SOUTH | 02/08/1968 | Active | 13 | 0 | 2 | -2 | -13.33% | 15 | 34 | 0 | | | P,S,T,M,VP SC | 24+ | | | |
| 57952 | PUSAN SUNMYUNG | 03/08/1996 | Active | 32 | 4 | 3 | 1 | 3.23% | 34 | 1 | 2 | | | N P,S,T,M,VP SC | 24+ | | \$1,400.18 | |
| Exc Award (06/30/2017) | | | | | | | | | | | | | | | | | | |
| 52029 | PUSAN TONGIL | 09/23/1991 | Active | 54 | 0 | 3 | -3 | -5.26% | 59 | 13 | 0 | | | N P,S,T,M,VP SC | 24+ | | | |
| Exc Award (06/30/2017) | | | | | | | | | | | | | | | | | | |
| 25777 | PUSAN WEST | 05/30/1972 | Active | 13 | 0 | 0 | 0 | 0.00% | 19 | | 6 | | | P,T,M,VP,SC | 24+ | | \$700.09 | |
| Exc Award (06/30/2017) | | | | | | | | | | | | | | | | | | |
| 38364 | PUSAN YONJAE | 04/09/1980 | Active | 36 | 11 | 1 | 10 | 38.46% | 33 | 0 | 0 | | | N P,S,T,M,VP SC | 24+ | | \$1,100.12 | |
| 25774 | SAE PUSAN | 11/23/1968 | Active | 79 | 8 | 4 | 4 | 5.33% | 80 | 8 | 0 | | | N P,S,T,M,VP SC | 11 | | \$300.02 | |
| Exc Award (06/30/2016, 06/30/2017) | | | | | | | | | | | | | | | | | | |



Club Health Assessment for District 355 A through December 2024

| | | | | | | Status | | | | | | Membership | | | | | | Reports | | | | Finance | | LCIF | | | | | | | | | | | | | | | | | | | | | | | | | | | | | | | | | | | | | | | | | | | | | | | | | | | | | | | | | | | | | | | | | | | | | | | | | | | | | | | | | | | | | | | | | | | | | | | | | | | | | | | | | | | | | | | | | | | | | | | | | | | | | | | | | | | | | | | | | | | | | | | | | | | | | | | | | | | | | | | | | | | | | | | | | | | | | | | | | | | | | | | | | | | | | | | | | | | | | | | | | | | | | | | | | | | | | | | | | | | | | | | | | | | | | | | | | | | | | | | | | | | | | | | | | | | | | | | | | | | | | | | | | | | | | | | | | | | | | | | | | | | | | | | | | | | | | | | | | | | | | | | | | | | | | | | | | | | | | | | | | | | | | | | | | | | | | | | | | | | | | | | | | | | | | | | | | | | | | | | | | | | | | | | | | | | | | | | | | | | | | | | | | | | | | | | | | | | | | | | | | | | | | | | | | | | | | | | | | | | | | | | | | | | | | | | | | | | | | | | | | | | | | | | | | | | | | | | | | | | | | | | | | | | | | | | | | | | | | | | | | | | | | | | | | | | | | | | | | | | | | | | | | | | | | | | | | | | | | | | | | | | | | | | | | | | | | | | | | | | | | | | | | | | | | | | | | | | | | | | | | | | | | | | | | | | | | | | | | | | | | | | | | | | | | | | | | | | | | | | | | | | | | | | | | | | | | | | | | | | | | | | | | | | | | | | | | | | | | | | | | | | | | | | | | | | | | | | | | | | | | | | | | | | | | | | | | | | | | | | | | | | | | | | | | | | | | | | | | | | | | | | | | |
|-------------|-----------|--------------|--|--|--|--------|--|--|--|--|--|------------|--|--|--|--|--|---------|--|--|--|---------|--|------|--|--|--|--|--|--|--|--|--|--|--|--|--|--|--|--|--|--|--|--|--|--|--|--|--|--|--|--|--|--|--|--|--|--|--|--|--|--|--|--|--|--|--|--|--|--|--|--|--|--|--|--|--|--|--|--|--|--|--|--|--|--|--|--|--|--|--|--|--|--|--|--|--|--|--|--|--|--|--|--|--|--|--|--|--|--|--|--|--|--|--|--|--|--|--|--|--|--|--|--|--|--|--|--|--|--|--|--|--|--|--|--|--|--|--|--|--|--|--|--|--|--|--|--|--|--|--|--|--|--|--|--|--|--|--|--|--|--|--|--|--|--|--|--|--|--|--|--|--|--|--|--|--|--|--|--|--|--|--|--|--|--|--|--|--|--|--|--|--|--|--|--|--|--|--|--|--|--|--|--|--|--|--|--|--|--|--|--|--|--|--|--|--|--|--|--|--|--|--|--|--|--|--|--|--|--|--|--|--|--|--|--|--|--|--|--|--|--|--|--|--|--|--|--|--|--|--|--|--|--|--|--|--|--|--|--|--|--|--|--|--|--|--|--|--|--|--|--|--|--|--|--|--|--|--|--|--|--|--|--|--|--|--|--|--|--|--|--|--|--|--|--|--|--|--|--|--|--|--|--|--|--|--|--|--|--|--|--|--|--|--|--|--|--|--|--|--|--|--|--|--|--|--|--|--|--|--|--|--|--|--|--|--|--|--|--|--|--|--|--|--|--|--|--|--|--|--|--|--|--|--|--|--|--|--|--|--|--|--|--|--|--|--|--|--|--|--|--|--|--|--|--|--|--|--|--|--|--|--|--|--|--|--|--|--|--|--|--|--|--|--|--|--|--|--|--|--|--|--|--|--|--|--|--|--|--|--|--|--|--|--|--|--|--|--|--|--|--|--|--|--|--|--|--|--|--|--|--|--|--|--|--|--|--|--|--|--|--|--|--|--|--|--|--|--|--|--|--|--|--|--|--|--|--|--|--|--|--|--|--|--|--|--|--|--|--|--|--|--|--|--|--|--|--|--|--|--|--|--|--|--|--|--|--|--|--|--|--|--|--|--|--|--|--|--|--|--|--|--|--|--|--|--|--|--|--|--|--|--|--|--|--|--|--|--|--|--|--|--|--|--|--|--|--|--|--|--|--|--|--|--|--|--|--|--|--|--|--|--|--|--|--|--|--|--|--|--|--|--|--|--|--|--|--|--|--|--|--|--|--|--|--|--|--|--|--|--|--|--|--|--|--|--|--|--|--|--|--|--|--|--|--|--|--|--|--|--|--|--|--|--|--|--|--|--|--|--|--|--|--|--|--|--|--|--|--|--|--|--|--|--|--|--|--|--|--|--|--|--|--|--|--|--|--|--|--|--|--|--|--|--|--|--|--|--|--|--|--|--|--|--|--|--|--|--|--|--|--|--|--|--|--|--|--|--|--|--|--|--|--|--|--|--|--|--|--|--|--|--|--|--|--|--|--|--|--|--|--|--|--|--|--|--|--|--|--|--|--|--|--|--|--|--|--|--|--|--|--|--|--|--|--|--|--|--|--|--|--|--|--|--|--|--|--|--|--|--|--|--|--|--|--|--|--|--|
| Club Number | Club Name | Charter Date | | | | | | | | | | | | | | | | | | | | | | | | | | | | | | | | | | | | | | | | | | | | | | | | | | | | | | | | | | | | | | | | | | | | | | | | | | | | | | | | | | | | | | | | | | | | | | | | | | | | | | | | | | | | | | | | | | | | | | | | | | | | | | | | | | | | | | | | | | | | | | | | | | | | | | | | | | | | | | | | | | | | | | | | | | | | | | | | | | | | | | | | | | | | | | | | | | | | | | | | | | | | | | | | | | | | | | | | | | | | | | | | | | | | | | | | | | | | | | | | | | | | | | | | | | | | | | | | | | | | | | | | | | | | | | | | | | | | | | | | | | | | | | | | | | | | | | | | | | | | | | | | | | | | | | | | | | | | | | | | | | | | | | | | | | | | | | | | | | | | | | | | | | | | | | | | | | | | | | | | | | | | | | | | | | | | | | | | | | | | | | | | | | | | | | | | | | | | | | | | | | | | | | | | | | | | | | | | | | | | | | | | | | | | | | | | | | | | | | | | | | | | | | | | | | | | | | | | | | | | | | | | | | | | | | | | | | | | | | | | | | | | | | | | | | | | | | | | | | | | | | | | | | | | | | | | | | | | | | | | | | | | | | | | | | | | | | | | | | | | | | | | | | | | | | | | | | | | | | | | | | | | | | | | | | | | | | | | | | | | | | | | | | | | | | | | | | | | | | | | | | | | | | | | | | | | | | | | | | | | | | | | | | | | | | | | | | | | | | | | | | | | | | | | | | | | | | | | | | | | | | | | | | | | | | | | | | | | | | | | | | | | | | | | | | | | | | | | | | | | | | | | | | | | | | | | | | | | | | | | | | | | | | | |

* - P - Priority Club. Cancellation Reasons: 1-Objectives/conduct, 2-Non-active club, 5-Non-existing club, 6-Disbanding, 7-Merger, 8-Financial Suspension, 9-District/Multiple District Dues.
** - Abbreviation: P-President, S-Secretary, T-Treasurer, M-Member Chairperson, VP-First Vice President, MC-Communications Chairperson, SC-Service Chairperson
*** - Abbreviation: N/R - Never reported using the Lions Clubs website, N/A - Not applicable, No password registered for the Lions Clubs website.
**** - Abbreviation: N - New, IP - Immediate Past, R - Repeat.



Club Health Assessment for District 355 B1 through December 2024

| | | | Status | Membership | | | | | | | Reports | | | | | Finance | | LCIF |
|-------------------------------|---------------------------|--------------|---|-----------------------------|-------------------|---------------------|----------------|-----------------|---|--|---------------------------|--------------------------------|--------------------|------------------------------|---|-----------------|-----------------------------------|------|
| Club Number | Club Name | Charter Date | | Current Member Count | YTD Members Added | YTD Members Dropped | YTD Net Growth | YTD Net Growth% | Member Count 12 Months Ago | Avg. length of service for dropped members | Months Since Last MMR *** | Yrs. Since Last Officer Report | President Rotation | Vice President Reported **** | Months Since Last Activity Report *** | Account Balance | Donations for current Fiscal Year | |
| | | | Number of times on status quo within last two years | If below 15 members appears | | | | | If net loss is greater than 20% appears | | | | | | If no report at 12 months do not have an active red | | | |
| Clubs less than two years old | | | | | | | | | | | | | | | | | | |
| 153431 | Gwangju Daemyung Yeoseong | 01/13/2023 | Active(1) | 26 | 12 | 2 | 10 | 62.50% | 20 | 2 | 0 | | | P,S,T,M,VP SC | 8 | | \$1,003.15 | |
| 179440 | Gwangju Hanbyeol | 11/08/2024 | Newly Chartered | 35 | 35 | 0 | 35 | 100.00% | 0 | | 1 | | | N P,S,T,M,VP SC | N/A | | | |
| 157845 | Gwangju Mirae | 03/29/2024 | Active | 21 | 5 | 6 | -1 | -4.55% | 0 | 1 | 0 | | 2 | R P,S,T,M,SC | N/A | | | |
| Clubs more than two years old | | | | | | | | | | | | | | | | | | |
| 39749 | BAEKJE L C | 04/22/1981 | Active | 26 | 7 | 3 | 4 | 18.18% | 26 | 1 | 0 | | | P,S,T,M,VP SC | 2 | | | |
| 104304 | BUKGWANGJU | 01/14/2009 | Active | 26 | 0 | 1 | -1 | -3.70% | 40 | 3 | 0 | | | N P,S,T,M,VP SC | 1 | | | |
| Exc Award (06/30/2016) | | | | | | | | | | | | | | | | | | |
| 33279 | CHOONGJANG L C | 01/31/1977 | Active | 81 | 12 | 10 | 2 | 2.53% | 86 | 6 | 1 | | | N P,S,T,M,VP SC | 2 | | | |
| 40174 | CHOOSUNG L C | 06/29/1981 | Active | 33 | 0 | 1 | -1 | -2.94% | 36 | 21 | 0 | | | N P,S,T,M,VP SC | 8 | | | |
| 25800 | CHOSUN | 02/28/1973 | Active | 55 | 5 | 0 | 5 | 10.00% | 56 | | 4 | | | N P,S,T,M,VP SC | 2 | 90+ Days | \$1,000.01 | |
| 64063 | DAEHAN MJF | 03/12/2001 | Active | 61 | 4 | 2 | 2 | 3.39% | 65 | 3 | 0 | | | N P,S,T,M,VP SC | 2 | | | |
| 36619 | DAEKWANG L C | 02/14/1979 | Active | 52 | 5 | 1 | 4 | 8.33% | 49 | 8 | 0 | | | N P,S,T,M,VP SC | 2 | | | |
| 25802 | DAM YANG | 02/15/1970 | Active | 27 | 2 | 2 | 0 | 0.00% | 37 | 22 | 2 | | | N P,S,T,M,VP SC | 24 | | | |
| 117662 | DAMYANG YEOSEONG | 08/16/2012 | Active | 39 | 0 | 0 | 0 | 0.00% | 34 | | 6 | | | N P,S,T,M,VP SC | 3 | | | |
| 38207 | DONG GWANGJU | 03/11/1980 | Active | 84 | 2 | 1 | 1 | 1.20% | 84 | 19 | 1 | | | N P,S,T,M,VP SC | 1 | | \$1,000.71 | |
| 35245 | GEUM NAM | 03/28/1978 | Active | 58 | 6 | 0 | 6 | 11.54% | 57 | | 4 | | | N P,S,T,M,VP SC | 2 | | \$1,000.01 | |
| 30796 | GOKSEONG | 05/12/1975 | Active | 27 | 0 | 0 | 0 | 0.00% | 29 | | 8 | | | N P,S,T,M,VP SC | 9 | | | |
| 138367 | Gokseong Yeoseong | 05/31/2019 | Active | 19 | 0 | 5 | -5 | -20.83% | 24 | 3 | 0 | | | N P,S,M,VP,SC | 12 | 90+ Days | | |
| 97650 | GWANGJU 21C | 08/28/2006 | Active | 39 | 0 | 3 | -3 | -7.14% | 46 | 3 | 0 | | | N P,S,T,M,VP SC | 12 | 90+ Days | \$1,000.12 | |
| 103796 | GWANGJU ACE | 10/14/2008 | Active | 17 | 0 | 0 | 0 | 0.00% | 17 | | 9 | | | N P,S,T,M,VP SC | 3 | | | |
| 115199 | GWANGJU ANGEL | 09/28/2011 | Active | 25 | 3 | 1 | 2 | 8.70% | 24 | 2 | 4 | | | N P,S,T,M,VP SC | 11 | | | |
| 115591 | GWANGJU AREUMDAUN | 11/17/2011 | Active | 7 | 1 | 2 | -1 | -12.50% | 9 | 6 | 0 | | | N P,S,T,M,VP SC | N/A | | | |
| 116149 | GWANGJU BAEUM AND NANUM | 02/22/2012 | Active | 38 | 2 | 4 | -2 | -5.00% | 44 | 3 | 0 | | | N P,S,T,M,VP SC | 1 | | | |
| 77589 | GWANGJU BUKGU | 09/19/2003 | Active | 49 | 3 | 4 | -1 | -2.00% | 55 | 4 | 2 | | | N P,S,T,M,VP SC | 2 | | | |



Club Health Assessment for District 355 B1 through December 2024

| Club Number | Club Name | Charter Date | Status | Membership | | | | | | | Reports | | | | | Finance | LCIF |
|-------------|------------------------------|--------------|---|-----------------------------|-------------------|---------------------|----------------|---|----------------------------|--|----------------------------------|------------------------------------|------------------------|---|--|-----------------|-----------------------------------|
| | | | | Current Member Count | YTD Members Added | YTD Members Dropped | YTD Net Growth | YTD Net Growth% | Member Count 12 Months Ago | Avg. length of service for dropped members | Months Since Last MMR *** | Yrs. Since Last Officer Report | President Rotation | Vice President Reported **** | Months Since Last Activity Report *** | Account Balance | Donations for current Fiscal Year |
| | | | Number of times on status quo within last two years | If below 15 members appears | | | | If net loss is greater than 20% appears | | | If no report in 3 months appears | When more than one year appears in | Number of repeat terms | Notes the officers that do not have an active | If no report at 12 months appears in red | | |
| 96821 | GWANGJU CEO | 03/31/2006 | Active | 52 | 2 | 1 | 1 | 1.96% | 47 | 11 | 0 | | | N | P,S,T,M,VP SC | 3 | \$1,000.01 |
| 89229 | GWANGJU CEO YEOSEONG | 09/07/2005 | Active | 36 | 2 | 1 | 1 | 2.86% | 40 | 4 | 0 | | | N | P,S,T,M,VP SC | 3 | \$4,001.98 |
| | Exc Award (06/30/2016) | | | | | | | | | | | | | | | | |
| 100217 | GWANGJU CHEOMDAN | 09/17/2007 | Active | 39 | 8 | 3 | 5 | 14.71% | 34 | 6 | 3 | | | N | P,S,T,M,VP SC | 7 | |
| 102050 | GWANGJU CHEOMDAN YEOSEONG | 05/27/2008 | Active | 22 | 1 | 1 | 0 | 0.00% | 21 | 7 | 3 | | | N | P,S,T,M,VP SC | 2 | \$1,002.19 |
| 88199 | GWANGJU CHEONGLOK | 05/11/2005 | Active | 42 | 0 | 0 | 0 | 0.00% | 43 | | 6 | | | N | P,S,T,M,VP SC | 8 | |
| 89634 | GWANGJU CHEONGSOL YEOSEONG | 11/14/2005 | Active | 21 | 2 | 0 | 2 | 10.53% | 18 | | 4 | | | N | P,S,T,M,VP SC | 2 | \$1,000.01 |
| 127426 | Gwangju Daemyung | 05/05/2016 | Active | 61 | 4 | 1 | 3 | 5.17% | 52 | 2 | 2 | | | N | P,S,T,M,VP SC | 3 | |
| 148515 | Gwangju Daon | 10/04/2021 | Active | 23 | 2 | 5 | -3 | -11.54% | 31 | 3 | 1 | | | N | S,T,M,VP,SC | 3 | \$125.60 |
| | Exc Award (06/30/2022) | | | | | | | | | | | | | | | | |
| 98768 | GWANGJU DONGGWANGJU YEOSEONG | 03/15/2007 | Active | 26 | 4 | 5 | -1 | -3.70% | 28 | 3 | 0 | | | | P,S,T,M,VP SC | 2 | \$3,000.31 |
| 126803 | Gwangju Dream | 02/05/2016 | Active | 27 | 5 | 17 | -12 | -30.77% | 39 | 3 | 1 | | | N | P,S,T,M,VP SC | N/A | |
| 129741 | Gwangju Geumnam Yeoseong | 01/16/2017 | Active | 25 | 5 | 4 | 1 | 4.17% | 20 | 2 | 0 | | | N | P,S,T,M,VP SC | 3 | \$1,000.12 |
| 137796 | Gwangju GukAk | 03/26/2019 | Active | 7 | 0 | 3 | -3 | -30.00% | 12 | 3 | 0 | | 2 | N | P,S,T,M,VP SC | 11 | |
| 106876 | GWANGJU GWANGIL | 11/10/2009 | Active | 39 | 1 | 0 | 1 | 2.63% | 38 | | 5 | | | N | P,S,T,M,VP SC | 9 | |
| 122026 | Gwangju Hanultari | 04/28/2014 | Active | 27 | 0 | 1 | -1 | -3.57% | 27 | 6 | 0 | | | N | P,S,T,M,VP SC | 3 | |
| 109274 | GWANGJU HIGH-ONE | 09/21/2010 | Active | 23 | 0 | 3 | -3 | -11.54% | 26 | 1 | 0 | | | N | P,S,T,M,VP SC | 12 | |
| 115786 | GWANGJU IBSEOK | 01/05/2012 | Active | 62 | 5 | 4 | 1 | 1.64% | 67 | 7 | 0 | | | N | S,T,M,VP,SC | 12 | \$13,002.28 |
| 96820 | GWANGJU INJAE | 03/31/2006 | Active | 32 | 3 | 3 | 0 | 0.00% | 29 | 3 | 4 | | | N | P,S,T,M,VP SC | 24 | |
| 37615 | GWANGJU JEIL L C | 10/23/1979 | Active | 46 | 4 | 1 | 3 | 6.98% | 46 | 49 | 3 | | | N | P,S,T,M,VP SC | 2 | |
| 139404 | Gwangju Jung Gwangju | 12/04/2019 | Active | 21 | 3 | 4 | -1 | -4.55% | 21 | 3 | 2 | | | | P,S,T,M,VP SC | 3 | |
| 115986 | GWANGJU MISO | 02/02/2012 | Active | 68 | 10 | 5 | 5 | 7.94% | 54 | 2 | 0 | | | N | P,S,T,M,VP SC | 2 | |
| 122024 | GWANGJU MOGHWA YEOSEONG | 04/28/2014 | Active | 0 | 0 | 5 | -5 | -100.00% | 14 | 2 | 4 | 1 | None | | P,S,T,M,VP SC | N/A | |
| 139400 | Gwangju MooAkYeoseong | 08/19/2019 | Active | 35 | 5 | 3 | 2 | 6.06% | 36 | 1 | 0 | | | N | P,S,T,M,VP SC | 3 | |



Club Health Assessment for District 355 B1 through December 2024

| Club Number | Club Name | Charter Date | Status | Membership | | | | | | | Reports | | | | | Finance | LCIF |
|------------------------|------------------------|--------------|---|-----------------------------|-------------------|---------------------|----------------|---|----------------------------|--|-------------------------------------|------------------------------------|------------------------|---|---------------------------------------|-----------------|-----------------------------------|
| | | | | Current Member Count | YTD Members Added | YTD Members Dropped | YTD Net Growth | YTD Net Growth% | Member Count 12 Months Ago | Avg. length of service for dropped members | Months Since Last MMR *** | Yrs. Since Last Officer Report | President Rotation | Vice President Reported **** | Months Since Last Activity Report *** | Account Balance | Donations for current Fiscal Year |
| | | | Number of times on status quo within last two years | If below 15 members appears | | | | If net loss is greater than 20% appears | | | If no report in 3 months appears in | When more than one year appears in | Number of repeat terms | Notes the officers that do not have an active | If no report at 12 months red | | |
| 66739 | GWANGJU MOODRI | 10/23/2002 | Active | 31 | 3 | 3 | 0 | 0.00% | 36 | 4 | 2 | | | P,S,T,M,VP SC | 3 | | |
| 124051 | Gwangju Mudeungsan MJF | 01/23/2015 | Active | 20 | 2 | 1 | 1 | 5.26% | 22 | 10 | 0 | | | N P,S,T,M,VP SC | 3 | | |
| 64679 | GWANGJU PYEONGHWA | 09/13/2001 | Active | 30 | 2 | 0 | 2 | 7.14% | 32 | | 4 | | | N P,S,T,M,VP SC | 2 | | |
| 132559 | Gwangju Saehuimang | 08/31/2017 | Active(1) | 18 | 7 | 5 | 2 | 12.50% | 16 | 5 | 2 | | | N P,S,T,M,VP SC | N/A | | |
| 66578 | GWANGJU SANGROK | 08/27/2002 | Active | 76 | 2 | 6 | -4 | -5.00% | 81 | 3 | 0 | | | N P,S,T,M,VP SC | 2 | | \$3,005.23 |
| 124054 | Gwangju Sarang | 01/23/2015 | Active | 21 | 3 | 5 | -2 | -8.70% | 15 | 1 | 0 | | | N P,S,T,M,VP SC | 3 | | |
| 78464 | GWANGJU SEONGWANG | 03/19/2004 | Active | 29 | 1 | 3 | -2 | -6.45% | 30 | 5 | 0 | | | P,S,T,M,VP SC | 2 | | |
| 153245 | Gwangju Top | 12/14/2022 | Active | 65 | 12 | 0 | 12 | 22.64% | 57 | | 2 | | | N P,S,T,M,VP SC | 8 | 90+ Days | |
| 109891 | GWANGJU VIP | 12/15/2010 | Active | 42 | 3 | 1 | 2 | 5.00% | 44 | 14 | 0 | | | N P,S,T,M,VP SC | 3 | | |
| 132454 | Gwangju Woori | 08/09/2017 | Active | 5 | 0 | 0 | 0 | 0.00% | 5 | | 18 | | 2 | R S,T,M,VP,SC | N/A | | |
| 88198 | GWANGJU WORLD | 05/11/2005 | Active | 41 | 0 | 0 | 0 | 0.00% | 43 | | 6 | | | N P,S,T,M,VP SC | 2 | | \$4,104.90 |
| 78616 | GWANGJU YEOSEONG | 03/29/2004 | Active | 28 | 8 | 1 | 7 | 33.33% | 44 | 15 | 1 | | | N P,S,T,M,VP SC | 12 | | |
| 34700 | GWANGSAN L C | 11/07/1977 | Active | 44 | 5 | 1 | 4 | 10.00% | 44 | 44 | 0 | | | N P,S,T,M,VP SC | 3 | | |
| 64963 | HANAM | 01/31/2002 | Active | 97 | 7 | 4 | 3 | 3.19% | 98 | 14 | 0 | | | N P,S,T,M,VP SC | 2 | | \$2,000.56 |
| Exc Award (06/30/2016) | | | | | | | | | | | | | | | | | |
| 62082 | HANBIT YEOSEONG | 06/11/1999 | Active | 25 | 5 | 2 | 3 | 13.64% | 24 | 3 | 0 | | | N P,S,T,M,VP SC | 2 | | \$1,003.15 |
| 37984 | HONAM L C | 01/24/1980 | Active | 57 | 4 | 2 | 2 | 3.64% | 57 | 1 | 0 | | | N P,S,T,M,VP SC | 2 | | \$9,804.30 |
| 25827 | HWASUN | 03/17/1970 | Active | 29 | 4 | 3 | 1 | 3.57% | 27 | 1 | 0 | | | N P,S,T,M,VP SC | 24 | | \$1,000.71 |
| 107379 | HWASUN YEOSEONG | 02/01/2010 | Active | 31 | 5 | 1 | 4 | 14.81% | 27 | 2 | 0 | | | N P,S,T,M,VP SC | 1 | | |
| 44659 | JEONLADO | 02/26/1985 | Active(1) | 31 | 3 | 1 | 2 | 6.90% | 35 | 1 | 0 | | | N P,S,T,M,VP SC | 2 | | \$1,000.01 |
| 31392 | JEONNAM | 11/19/1975 | Active | 60 | 2 | 1 | 1 | 1.69% | 56 | 5 | 0 | | | N P,S,T,M,VP SC | 12 | | |
| 56164 | JIN SEONG | 10/21/1994 | Active | 50 | 5 | 2 | 3 | 6.38% | 48 | 2 | 0 | | | N P,S,T,M,VP SC | 2 | | |
| 38210 | JUNGANG | 03/27/1980 | Active | 52 | 8 | 1 | 7 | 15.56% | 44 | 2 | 0 | | | N P,S,T,M,VP SC | 2 | | \$2,000.24 |
| 25815 | KWANGJU | 03/27/1966 | Active | 70 | 10 | 4 | 6 | 9.38% | 65 | 9 | 0 | | | N S,T,M,VP,SC | 3 | | |
| 63662 | KWANGJU 21C YEOSEONG | 10/30/2000 | Active | 63 | 2 | 1 | 1 | 1.61% | 68 | 2 | 0 | | | N P,T,M,VP,SC | 1 | | |



Club Health Assessment for District 355 B1 through December 2024

| | | | Membership | | | | | | | | Reports | | | | | Finance | | LCIF | | |
|---------------------------|--------------------------|---------------------------|---|-----------------------------|---|-------------------|---------------------|------------------|----------------------------|-------------------------------|--|------------------------------------|----------------------------------|---|-------------------------------|--|---------------------------|-----------------------------------|----------------------------------|--|
| Club Number | Club Name | Charter Date | Status | | Current Member Count | YTD Members Added | YTD Members Dropped | YTD Net Growth | YTD Net Growth% | Member Count 12 Months Ago | Avg. length of service for dropped members | Months Since Last MMR *** | Yrs. Since Last Officer Report | President Rotation | Vice President Reported **** | Months Since Last Activity Report *** | Account Balance | Donations for current Fiscal Year | | |
| | | | | | | | | | | | | | | | | | | | | |
| | | | Number of times on status quo within last two years | If below 15 members appears | If net loss is greater than 20% appears | | | | | | If no report in 3 months appears in | When more than one year appears in | Number of repeat terms | Notes the officers that do not have an active | | If no report at 12 months appears in red | | | | |
| 50549 | KWANGJU BITGOEUL | 05/14/1990 | Active | 23 | 11 | 7 | 4 | 21.05% | 27 | 7 | 0 | | | | P,S,T,M,VP SC | 11 | 90+ Days | | | |
| 56295 | KWANGJU KORYEO | 12/01/1994 | Active | 157 | 1 | 5 | -4 | -2.48% | 172 | 6 | 0 | | | N | S,T,M,VP,SC | 2 | | | | |
| 50392 | KWANGJU MUDEUNG YEOSEONG | 04/03/1990 | Active | 28 | 2 | 0 | 2 | 7.69% | 33 | | 4 | | | N | P,S,T,M,VP SC | 2 | | \$100.01 | | |
| 56579 | KWANGJU YONG BONG | 02/27/1995 | Active | 23 | 1 | 2 | -1 | -4.17% | 23 | 3 | 0 | | | N | P,S,T,M,VP SC | 2 | | | | |
| 41579 | KWANGYOUNG | 06/04/1982 | Active | 51 | 2 | 4 | -2 | -3.77% | 40 | 1 | 0 | | | N | P,S,T,M,VP SC | 15 | | | | |
| 61851 | MOO AK | 04/26/1999 | Active | 62 | 5 | 3 | 2 | 3.33% | 62 | 8 | 1 | | | N | P,S,T,M,VP SC | 2 | | | | |
| 25821 | MUDUNG | 03/26/1970 | Active | 86 | 17 | 4 | 13 | 17.81% | 78 | 2 | 0 | | | N | P,S,T,M,VP SC | 2 | | | | |
| 46093 | NAM KWANGJU | 04/14/1986 | Active | 75 | 15 | 0 | 15 | 25.00% | 62 | | 2 | | | N | P,S,T,M,VP SC | 2 | | | | |
| 36934 | SAE DAMYANG L C | 04/11/1979 | Active | 29 | 0 | 0 | 0 | 0.00% | 30 | | 9 | | | R | P,S,T,M,VP SC | 3 | | \$1,000.01 | | |
| 60664 | SAE KWANGJU | 04/15/1998 | Active | 37 | 1 | 1 | 0 | 0.00% | 38 | 0 | 0 | | | N | P,S,T,M,VP SC | 11 | | | | |
| 36935 | SANGMOO L C | 04/16/1979 | Active | 19 | 0 | 0 | 0 | 0.00% | 19 | | 11 | | | | P,S,T,M,VP SC | 24+ | | | | |
| 35097 | SEO GWANGJU L C | 02/27/1978 | Active | 39 | 0 | 3 | -3 | -7.14% | 47 | 8 | 0 | | | N | P,S,T,M,VP SC | 24+ | | | | |
| 82436 | SEO GWANGJU YEOSEONG | 05/24/2004 | Active | 18 | 0 | 3 | -3 | -14.29% | 21 | 2 | 0 | | | N | P,S,T,M,VP SC | 24 | | | | |
| 63492 | SEOL SAN | 07/31/2000 | Active | 34 | 2 | 0 | 2 | 6.25% | 33 | | 5 | | | N | P,S,T,M,VP SC | 9 | | | | |
| 34890 | SEOSEOK L C | 12/20/1977 | Active | 78 | 13 | 9 | 4 | 5.41% | 75 | 6 | 0 | | | N | P,S,T,M,VP SC | 11 | | \$1,000.01 | | |
| 44576 | SHIN GWANGJU | 01/07/1985 | Active | 32 | 8 | 3 | 5 | 18.52% | 30 | 1 | 0 | | | N | P,S,T,M,VP SC | 12 | | | | |
| 25824 | SONGJUNG | 10/05/1968 | Active | 32 | 6 | 3 | 3 | 10.34% | 30 | 9 | 4 | | | | P,S,M,VP,SC | 17 | | \$1,000.01 | | |
| 56681 | WU SONG | 03/20/1995 | Active | 37 | 4 | 1 | 3 | 8.82% | 37 | 0 | 0 | | | N | P,S,T,M,VP SC | 3 | | | | |
| Current Total Clubs Count | YTD New Clubs Count | YTD Cancelled Clubs Count | YTD Net Club Gain | Current Total Members Count | YTD Add | YTD Drop | YTD Net Growth | YTD Net Growth % | Member Count 12 Months Ago | Average Member Count Per Club | % of Clubs with less than 20 members | % No MMR in 3 Months | % No Officer Report in 12 Months | % of Clubs with balance 90+ days | Number of Clubs in Status Quo | % Status Quo Clubs in Financial Suspension | Number of Cancelled Clubs | Average Cancelled Club Age | Members Lost Due to Cancellation | % of Clubs Cancelled for Non-Financial Reasons |
| 86 | 1 | 0 | 1 | 3,454 | 361 | 214 | 147 | 4.45% | 3,456 | 40 | 10% | 26% | 1% | 6% | 0 | 0% | 0 | 0 | 0 | 0% |



Club Health Assessment for District 355 B1 through December 2024

|  | | | Status | Membership | | | | | | | Reports | | | | | Finance | LCIF |
|--|-----------|--------------|---|-----------------------------|-------------------|---------------------|----------------|---|----------------------------|--|-------------------------------------|------------------------------------|------------------------|---|--|-----------------|-----------------------------------|
| Club Number | Club Name | Charter Date | | Current Member Count | YTD Members Added | YTD Members Dropped | YTD Net Growth | YTD Net Growth% | Member Count 12 Months Ago | Avg. length of service for dropped members | Months Since Last MMR *** | Yrs. Since Last Officer Report | President Rotation | Vice President Reported **** | Months Since Last Activity Report *** | Account Balance | Donations for current Fiscal Year |
| | | | Number of times on status quo within last two years | If below 15 members appears | | | | If net loss is greater than 20% appears | | | If no report in 3 months appears in | When more than one year appears in | Number of repeat terms | Notes the officers that do not have an active | If no report at 12 months appears in red | | |

* - P - Priority Club. Cancellation Reasons: 1-Objectives/conduct, 2-Non-active club, 5-Non-existing club, 6-Disbanding, 7-Merger, 8-Financial Suspension, 9-District/Multiple District Dues.
** - Abbreviation: P-President, S-Secretary, T-Treasurer, M-Member Chairperson, VP-First Vice President, MC-Communications Chairperson, SC-Service Chairperson
*** - Abbreviation: N/R - Never reported using the Lions Clubs website, N/A - Not applicable, No password registered for the Lions Clubs website.
**** - Abbreviation: N - New, IP - Immediate Past, R - Repeat.



Club Health Assessment for District 355 B2 through December 2024

| | | | Status | Membership | | | | | | | Reports | | | | | Finance | | LCIF |
|------------------------------------|----------------------------|--------------|---|-----------------------------|-------------------|---------------------|----------------|---|----------------------------|--|-------------------------------------|------------------------------------|------------------------|---|--|-----------------|-----------------------------------|------|
| Club Number | Club Name | Charter Date | | Current Member Count | YTD Members Added | YTD Members Dropped | YTD Net Growth | YTD Net Growth% | Member Count 12 Months Ago | Avg. length of service for dropped members | Months Since Last MMR *** | Yrs. Since Last Officer Report | President Rotation | Vice President Reported **** | Months Since Last Activity Report *** | Account Balance | Donations for current Fiscal Year | |
| | | | Number of times on status quo within last two years | If below 15 members appears | | | | If net loss is greater than 20% appears | | | If no report in 3 months appears in | When more than one year appears in | Number of repeat terms | Notes the officers that do not have an active | If no report at 12 months appears in red | | | |
| Clubs less than two years old | | | | | | | | | | | | | | | | | | |
| 156613 | Mokpo Yeoseong | 11/20/2023 | Active | 17 | 0 | 4 | -4 | -19.05% | 23 | 1 | 0 | | 2 | S,T,M,VP,SC | N/A | | | |
| Clubs more than two years old | | | | | | | | | | | | | | | | | | |
| 50141 | GWANSAN | 01/29/1990 | Active | 30 | 0 | 1 | -1 | -3.23% | 33 | 2 | 0 | | | P,S,T,M,VP SC | 24+ | | | |
| 25803 | HAENAM | 07/31/1973 | Active | 46 | 6 | 1 | 5 | 12.20% | 46 | 0 | 2 | | | P,S,T,M,VP SC | 24+ | 90+ Days | \$1,000.00 | |
| Exc Award (06/30/2017, 06/30/2021) | | | | | | | | | | | | | | | | | | |
| 97758 | HAENAM TTANGKKEUT YEOSEONG | 09/26/2006 | Active | 14 | 4 | 0 | 4 | 40.00% | 29 | | 2 | | 2 | P,S,T,M,VP SC | 24+ | 90+ Days | | |
| Exc Award (06/30/2019) | | | | | | | | | | | | | | | | | | |
| 115422 | HAENAM WOOSEUL | 10/29/2011 | Active | 30 | 0 | 2 | -2 | -6.25% | 32 | 9 | 4 | | 2 | P,S,M,VP,SC | N/A | | | |
| Exc Award (06/30/2021) | | | | | | | | | | | | | | | | | | |
| 25804 | HAMPYUNG CHEONJI | 03/26/1973 | Active | 19 | 2 | 0 | 2 | 11.76% | 18 | | 5 | | | S,T,M,VP,SC | 24+ | | | |
| 25807 | JANG SUNG | 02/01/1970 | Active | 34 | 0 | 2 | -2 | -5.56% | 41 | 2 | 2 | | 2 | P,S,T,M,VP SC | 24+ | | | |
| 64859 | JANG SUNG YEOSEONG | 12/07/2001 | Active | 34 | 0 | 2 | -2 | -5.56% | 39 | 23 | 0 | | 2 | P,S,T,M,VP SC | 24+ | | | |
| 28210 | JANGHEUNG | 03/20/1974 | Active | 54 | 0 | 0 | 0 | 0.00% | 52 | | 6 | | | P,S,T,M,VP SC | 24+ | | | |
| 55802 | JANGHEUNG AHN RYANG | 06/06/1994 | Active | 23 | 0 | 1 | -1 | -4.17% | 25 | 9 | 0 | | | P,S,T,M,VP SC | 24+ | | | |
| 55274 | JANGHEUNG JANGPYEONG | 02/07/1994 | Active | 22 | 1 | 1 | 0 | 0.00% | 23 | 8 | 5 | | | P,S,T,M,VP SC | 24+ | 90+ Days | | |
| 61282 | JANGSUNG BANGULSAEM | 11/23/1998 | Active | 49 | 2 | 1 | 1 | 2.08% | 55 | 0 | 0 | | | P,S,T,M,VP SC | 24+ | 90+ Days | | |
| Exc Award (06/30/2019, 06/30/2021) | | | | | | | | | | | | | | | | | | |
| 55953 | JANGSUNG SEOBU | 06/30/1994 | Active | 27 | 2 | 2 | 0 | 0.00% | 27 | 28 | 0 | | 2 | P,S,T,M,VP SC | 24+ | | | |
| 28211 | JINDO | 03/20/1974 | Active | 22 | 0 | 2 | -2 | -8.33% | 24 | 15 | 2 | | | P,S,T,M,VP SC | 24+ | | | |
| 55770 | JINDO DONGBU | 05/24/1994 | Active | 32 | 0 | 0 | 0 | 0.00% | 31 | | 9 | | | P,S,M,VP,SC | 24+ | | | |
| 106621 | JINDO YEOSEONG | 09/22/2009 | Active | 34 | 3 | 0 | 3 | 9.68% | 32 | | 4 | | | P,S,T,M,VP SC | 24+ | 90+ Days | | |
| 25809 | KANG JIN | 03/02/1970 | Active | 26 | 1 | 0 | 1 | 4.00% | 32 | | 5 | | | P,S,T,M,VP SC | 24+ | | | |
| Exc Award (06/30/2021) | | | | | | | | | | | | | | | | | | |
| 55403 | KANGJIN DOAHM | 03/10/1994 | Active | 16 | 0 | 0 | 0 | 0.00% | 16 | | 9 | | | P,S,T,M,VP SC | 24+ | | | |
| 118988 | KANGJIN MARYANG | 03/20/2013 | Active | 13 | 1 | 0 | 1 | 8.33% | 11 | | 0 | | | P,S,T,M,VP SC | N/A | | | |



Club Health Assessment for District 355 B2 through December 2024

| | | | Status | Membership | | | | | | | Reports | | | | | Finance | | LCIF |
|-------------|------------------------------------|--------------|---|-----------------------------|-------------------|---------------------|----------------|---|----------------------------|--|-------------------------------------|------------------------------------|------------------------|---|---------------------------------------|-----------------|-----------------------------------|------|
| Club Number | Club Name | Charter Date | | Current Member Count | YTD Members Added | YTD Members Dropped | YTD Net Growth | YTD Net Growth% | Member Count 12 Months Ago | Avg. length of service for dropped members | Months Since Last MMR *** | Yrs. Since Last Officer Report | President Rotation | Vice President Reported **** | Months Since Last Activity Report *** | Account Balance | Donations for current Fiscal Year | |
| | | | Number of times on status quo within last two years | If below 15 members appears | | | | If net loss is greater than 20% appears | | | If no report in 3 months appears in | When more than one year appears in | Number of repeat terms | Notes the officers that do not have an active | If no report at 12 months red | | | |
| 43182 | KEUM DANG | 11/29/1983 | Active | 26 | 0 | 0 | 0 | 0.00% | 19 | | 9 | | | P,S,T,M,VP SC | N/R | | | |
| 25818 | MOKPO | 10/26/1967 | Active | 46 | 3 | 1 | 2 | 4.55% | 46 | 14 | 4 | | | P,S,T,M,VP SC | 24+ | | \$1,000.00 | |
| 51717 | MOKPO BIPA | 05/20/1991 | Active | 39 | 0 | 0 | 0 | 0.00% | 37 | | 6 | | | P,S,T,M,VP SC | 24+ | | \$1,000.00 | |
| 64146 | MOKPO BIPA YEOSEONG | 04/13/2001 | Active | 33 | 0 | 0 | 0 | 0.00% | 38 | | 6 | | | P,S,T,M,VP SC | 24+ | | | |
| 25819 | MOKPO CENTRAL L C | 12/04/1973 | Active | 32 | 0 | 3 | -3 | -8.57% | 37 | 4 | 0 | | | P,S,T,M,VP SC | 24+ | | | |
| | Exc Award (06/30/2021) | | | | | | | | | | | | | | | | | |
| 25820 | MOKPO CHUNGHO | 09/25/1972 | Active | 32 | 3 | 1 | 2 | 6.67% | 30 | 5 | 0 | | 2 | P,S,T,M,VP SC | 24+ | | | |
| 31395 | MOKPO DAEBOOL | 11/24/1975 | Active | 36 | 6 | 1 | 5 | 16.13% | 34 | 4 | 0 | | | P,S,T,M,VP SC | 24+ | | | |
| 84808 | MOKPO HADANG | 02/04/2005 | Active | 34 | 5 | 0 | 5 | 17.24% | 33 | | 5 | | | P,S,T,M,VP SC | 24+ | 90+ Days | | |
| 55372 | MOKPO JEIL | 03/02/1994 | Active | 20 | 0 | 1 | -1 | -4.76% | 26 | 21 | 5 | | | P,S,T,M,VP SC | 24+ | | | |
| 48128 | MOKPO PYEONGHWA | 02/10/1988 | Active | 26 | 5 | 3 | 2 | 8.33% | 24 | 3 | 0 | | | P,S,T,M,VP SC | 24+ | | | |
| 98147 | MOKPO SAE JOONG ANG | 12/12/2006 | Active | 24 | 1 | 0 | 1 | 4.35% | 23 | | 5 | | | P,S,T,M,VP SC | 24+ | | | |
| 64466 | MOKPO SONGLIM | 06/30/2001 | Active | 50 | 0 | 0 | 0 | 0.00% | 56 | | 6 | | | P,S,T,M,VP SC | 24+ | | | |
| | Exc Award (06/30/2017) | | | | | | | | | | | | | | | | | |
| 55189 | MOKPO TAEYANG | 01/10/1994 | Active | 82 | 8 | 0 | 8 | 10.81% | 77 | | 5 | | | P,S,T,M,VP SC | 24+ | | \$1,100.00 | |
| | Exc Award (06/30/2017, 06/30/2021) | | | | | | | | | | | | | | | | | |
| 77590 | MOKPO TAEYANG YEOSEONG | 09/19/2003 | Active | 30 | 8 | 0 | 8 | 36.36% | 29 | | 5 | | | P,S,T,M,VP SC | 24+ | | | |
| 55097 | MOKPO YANGEUL | 12/06/1993 | Active | 39 | 1 | 2 | -1 | -2.50% | 42 | 5 | 0 | | | P,S,T,M,VP SC | 24+ | 90+ Days | | |
| | Exc Award (06/30/2017) | | | | | | | | | | | | | | | | | |
| 25822 | NA JOO | 02/13/1970 | Active | 36 | 0 | 7 | -7 | -16.28% | 52 | 8 | 0 | | 2 | P,S,T,M,VP SC | 24+ | | | |
| | Exc Award (06/30/2020) | | | | | | | | | | | | | | | | | |
| 64632 | NAJOO I HWA | 08/10/2001 | Active | 20 | 2 | 1 | 1 | 5.26% | 21 | 10 | 1 | | | P,S,T,M,VP SC | 24+ | | | |
| 97137 | NAJOO KEUM SEONG YEOSEONG | 05/16/2006 | Active | 21 | 2 | 2 | 0 | 0.00% | 21 | 1 | 0 | | | P,S,T,M,VP SC | 24+ | 90+ Days | | |
| 44189 | NAJU KEUMSEONG | 07/23/1984 | Active | 72 | 3 | 1 | 2 | 2.86% | 75 | 1 | 5 | | None | P,S,T,M,VP SC | 24+ | 90+ Days | | |
| | Exc Award (06/30/2019) | | | | | | | | | | | | | | | | | |
| 65082 | NAM AG | 03/08/2002 | Active | 31 | 2 | 1 | 1 | 3.33% | 31 | 11 | 5 | | 2 | P,S,T,M,VP SC | 24+ | | | |



Club Health Assessment for District 355 B2 through December 2024

| | | | Status | Membership | | | | | | | Reports | | | | | Finance | | LCIF |
|------------------------------------|------------------------------|--------------|---|-----------------------------|-------------------|---------------------|----------------|-----------------|---|--|---------------------------|-------------------------------------|------------------------------------|------------------------------|---|--|-----------------------------------|------|
| Club Number | Club Name | Charter Date | | Current Member Count | YTD Members Added | YTD Members Dropped | YTD Net Growth | YTD Net Growth% | Member Count 12 Months Ago | Avg. length of service for dropped members | Months Since Last MMR *** | Yrs. Since Last Officer Report | President Rotation | Vice President Reported **** | Months Since Last Activity Report *** | Account Balance | Donations for current Fiscal Year | |
| | | | Number of times on status quo within last two years | If below 15 members appears | | | | | If net loss is greater than 20% appears | | | If no report in 3 months appears in | When more than one year appears in | Number of repeat terms | Notes the officers that do not have an active | If no report at 12 months appears in red | | |
| 64655 | SAE JEONNAM | 08/22/2001 | Active | 22 | 0 | 2 | -2 | -8.33% | 20 | 1 | 2 | | | P,S,T,M,VP SC | 24+ | | | |
| Exc Award (06/30/2019) | | | | | | | | | | | | | | | | | | |
| 34485 | SAE MOKPO | 09/06/1977 | Active | 19 | 8 | 0 | 8 | 72.73% | 9 | | 5 | | | S,T,M,VP,SC | 24+ | 90+ Days | | |
| 40808 | SAMHAK | 01/20/1982 | Active | 19 | 1 | 0 | 1 | 5.56% | 21 | | 5 | | | P,S,T,M,VP SC | 24+ | 90+ Days | | |
| 60242 | SEO HAE AN | 12/31/1997 | Active | 28 | 1 | 0 | 1 | 3.70% | 22 | | 5 | | | P,S,T,M,VP SC | 24+ | | | |
| Exc Award (06/30/2021) | | | | | | | | | | | | | | | | | | |
| 64986 | SIN WANDO | 02/13/2002 | Active | 35 | 0 | 0 | 0 | 0.00% | 37 | | 6 | | | P,S,T,M,VP SC | 24+ | | \$1,000.00 | |
| 84809 | SINAN | 02/04/2005 | Active | 30 | 2 | 0 | 2 | 7.14% | 34 | | 5 | | | P,S,T,M,VP SC | 24+ | 90+ Days | | |
| 28212 | WANDO | 03/20/1974 | Active | 50 | 3 | 1 | 2 | 4.17% | 49 | 10 | 3 | | | S,T,M,VP,SC | 24+ | 90+ Days | | |
| 68700 | WANDO GEUMIL | 04/29/2003 | Active | 57 | 4 | 3 | 1 | 1.79% | 60 | 13 | 0 | | | P,S,T,M,VP SC | 24+ | | | |
| Exc Award (06/30/2017) | | | | | | | | | | | | | | | | | | |
| 64944 | WANDO YEOSEONG | 01/22/2002 | Active | 33 | 0 | 1 | -1 | -2.94% | 34 | 2 | 0 | | 2 | P,S,T,M,VP SC | 24+ | | | |
| Exc Award (06/30/2019) | | | | | | | | | | | | | | | | | | |
| 36252 | WOLCHOOLSAN L C | 11/13/1978 | Active | 37 | 0 | 1 | -1 | -2.63% | 40 | 3 | 5 | | | P,S,T,M,VP SC | 24+ | | | |
| 41803 | YOUNGKWANG-JEONGJU | 08/18/1982 | Active | 37 | 7 | 3 | 4 | 12.12% | 40 | 8 | 0 | | | P,S,T,M,VP SC | 24+ | | | |
| 40809 | YOUNGSANHO | 01/25/1982 | Active | 31 | 3 | 2 | 1 | 3.33% | 45 | 3 | 0 | | | P,S,T,M,VP SC | 24+ | 90+ Days | | |
| Exc Award (06/30/2017, 06/30/2019) | | | | | | | | | | | | | | | | | | |
| 25829 | YUNG AHM | 02/18/1970 | Active | 68 | 5 | 0 | 5 | 7.94% | 70 | | 0 | | | P,T,M,VP,SC | 24+ | | | |
| Exc Award (06/30/2017, 06/30/2019) | | | | | | | | | | | | | | | | | | |
| 64985 | YUNG AHM SAMHO | 02/13/2002 | Active | 41 | 0 | 0 | 0 | 0.00% | 42 | | 9 | | | P,S,T,M,VP SC | 24+ | | | |
| Exc Award (06/30/2021) | | | | | | | | | | | | | | | | | | |
| 25830 | YUNG KWANG | 02/09/1970 | Active | 37 | 1 | 8 | -7 | -15.91% | 47 | 2 | 0 | | | P,S,T,M,VP SC | 24+ | | | |
| Exc Award (06/30/2019) | | | | | | | | | | | | | | | | | | |
| 100923 | YUNGAHM WOLCHOOLSAN YEOSEONG | 01/02/2008 | Active | 20 | 0 | 0 | 0 | 0.00% | 23 | | 6 | | 2 | P,S,T,M,VP SC | 24+ | | | |
| Exc Award (06/30/2019) | | | | | | | | | | | | | | | | | | |
| 136107 | Yungahm YeoSeong | 08/09/2018 | Active | 41 | 5 | 1 | 4 | 10.81% | 44 | 0 | 4 | | | P,S,T,M,VP SC | 24+ | 90+ Days | \$1,500.00 | |
| Exc Award (06/30/2021) | | | | | | | | | | | | | | | | | | |
| 39222 | YUNGSANKANG L C | 12/10/1980 | Active | 18 | 0 | 5 | -5 | -21.74% | 27 | 15 | 0 | | | P,S,T,M,VP SC | 24+ | | | |



Club Health Assessment for District 355 B2 through December 2024

| | | | Status | Membership | | | | | | | Reports | | | | | Finance | LCIF |
|-------------|-----------|--------------|---|-----------------------------|-------------------|---------------------|----------------|---|----------------------------|--|-------------------------------------|------------------------------------|------------------------|---|--|-----------------|-----------------------------------|
| Club Number | Club Name | Charter Date | | Current Member Count | YTD Members Added | YTD Members Dropped | YTD Net Growth | YTD Net Growth% | Member Count 12 Months Ago | Avg. length of service for dropped members | Months Since Last MMR *** | Yrs. Since Last Officer Report | President Rotation | Vice President Reported **** | Months Since Last Activity Report *** | Account Balance | Donations for current Fiscal Year |
| | | | Number of times on status quo within last two years | If below 15 members appears | | | | If net loss is greater than 20% appears | | | If no report in 3 months appears in | When more than one year appears in | Number of repeat terms | Notes the officers that do not have an active | If no report at 12 months appears in red | | |

Clubs Cancelled Previous Fiscal Year – Clubs Cancelled within last 12 months may be reinstated

| Club Number | Club Name | Charter Date | Current Status* | Cancellation Date |
|-------------|---------------|--------------|-----------------|-------------------|
| 150378 | Songlim Queen | 04/07/2022 | Cancelled(6*) | 06/29/2024 |

| Current Total Clubs Count | YTD New Clubs Count | YTD Cancelled Clubs Count | YTD Net Club Gain | Current Total Members Count | YTD Add | YTD Drop | YTD Net Growth | YTD Net Growth % | Member Count 12 Months Ago | Average Member Count Per Club | % of Clubs with less than 20 members | % No MMR in 3 Months | % No Officer Report in 12 Months | % of Clubs with balance 90+ days | Number of Clubs in Status Quo | % Status Quo Clubs in Financial Suspension | Number of Cancelled Clubs | Average Cancelled Club Age | Members Lost Due to Cancellation | % of Clubs Cancelled for Non-Financial Reasons |
|---------------------------|---------------------|---------------------------|-------------------|-----------------------------|---------|----------|----------------|------------------|----------------------------|-------------------------------|--------------------------------------|----------------------|----------------------------------|----------------------------------|-------------------------------|--|---------------------------|----------------------------|----------------------------------|--|
| 57 | 0 | 0 | 0 | 1,894 | 111 | 70 | 41 | 2.21% | 2,004 | 33 | 14% | 53% | 0% | 26% | 0 | 0% | 0 | 0 | 0 | 0% |

* - P - Priority Club. Cancellation Reasons: 1-Objectives/conduct, 2-Non-active club, 5-Non-existing club, 6-Disbanding, 7-Merger, 8-Financial Suspension, 9-District/Multiple District Dues.

** - Abbreviation: P-President, S-Secretary, T-Treasurer, M-Member Chairperson, VP-First Vice President, MC-Communications Chairperson, SC-Service Chairperson

*** - Abbreviation: N/R - Never reported using the Lions Clubs website, N/A - Not applicable, No password registered for the Lions Clubs website.

**** - Abbreviation: N - New, IP - Immediate Past, R - Repeat.



Club Health Assessment for District 355 B3 through December 2024

| | | | Status | Membership | | | | | | | Reports | | | | | Finance | LCIF |
|---|-------------------|--------------|---|-----------------------------|-------------------|---------------------|----------------|---|----------------------------|--|-------------------------------------|------------------------------------|------------------------|---|--|-----------------|-----------------------------------|
| Club Number | Club Name | Charter Date | | Current Member Count | YTD Members Added | YTD Members Dropped | YTD Net Growth | YTD Net Growth% | Member Count 12 Months Ago | Avg. length of service for dropped members | Months Since Last MMR *** | Yrs. Since Last Officer Report | President Rotation | Vice President Reported **** | Months Since Last Activity Report *** | Account Balance | Donations for current Fiscal Year |
| | | | Number of times on status quo within last two years | If below 15 members appears | | | | If net loss is greater than 20% appears | | | If no report in 3 months appears in | When more than one year appears in | Number of repeat terms | Notes the officers that do not have an active | If no report at 12 months appears in red | | |
| Clubs more than two years old | | | | | | | | | | | | | | | | | |
| 25797 | BOSUNG | 05/31/1970 | Active | 66 | 1 | 1 | 0 | 0.00% | 66 | 2 | 0 | | | S,T,M,VP,SC | 0 | | \$2,000.00 |
| Exc Award (06/30/2016, 06/30/2019, 06/30/20 | | | | | | | | | | | | | | | | | |
| 143177 | Bosung Yeoseong | 10/06/2020 | Active | 26 | 5 | 6 | -1 | -3.70% | 27 | 2 | 2 | | | P,S,T,M,VP SC | 3 | | \$1,000.00 |
| Exc Award (06/30/2023, 06/30/2024) | | | | | | | | | | | | | | | | | |
| 25798 | BULKYO | 03/07/1970 | Active | 31 | 0 | 6 | -6 | -16.22% | 36 | 20 | 0 | | | P,S,T,M,VP SC | 2 | | \$1,000.00 |
| Exc Award (06/30/2016, 06/30/2024) | | | | | | | | | | | | | | | | | |
| 49881 | BULKYO JOONGANG | 10/04/1989 | Active | 71 | 0 | 2 | -2 | -2.74% | 74 | 8 | 3 | | | P,S,T,M,VP SC | 0 | | \$1,000.00 |
| Exc Award (06/30/2017, 06/30/2020, 06/30/20 | | | | | | | | | | | | | | | | | |
| 45340 | BUSUNG SANYANG | 08/21/1985 | Active | 60 | 0 | 2 | -2 | -3.23% | 62 | 30 | 5 | | | P,S,T,M,VP SC | 5 | | \$8,000.00 |
| Exc Award (06/30/2016, 06/30/2017, 06/30/20 | | | | | | | | | | | | | | | | | |
| 45339 | DODEOK | 08/09/1985 | Active | 2 | 0 | 0 | 0 | 0.00% | 5 | | 8 | 1 | None | P,S,T,M,VP SC | 1 | | \$20.00 |
| 31600 | DONG KANG | 01/15/1976 | Active | 17 | 0 | 2 | -2 | -10.53% | 19 | 20 | 0 | | | P,S,T,M,VP SC | 1 | | \$190.00 |
| 49138 | DONG KWANGYANG | 01/10/1989 | Active | 73 | 5 | 8 | -3 | -3.95% | 77 | 12 | 0 | | | P,S,T,M,VP SC | 3 | | \$11,400.00 |
| Exc Award (06/30/2016, 06/30/2023) | | | | | | | | | | | | | | | | | |
| 97615 | DONG SOONCHON | 08/11/2006 | Active | 47 | 0 | 3 | -3 | -6.00% | 51 | 14 | 0 | | | P,S,T,M,VP SC | 0 | | \$4,100.00 |
| Exc Award (06/30/2018, 06/30/2021, 06/30/20 | | | | | | | | | | | | | | | | | |
| 61588 | DOO WON | 03/01/1999 | Active | 33 | 0 | 0 | 0 | 0.00% | 33 | | 6 | | | P,S,T,M,VP SC | 1 | | \$330.00 |
| Exc Award (06/30/2016) | | | | | | | | | | | | | | | | | |
| 68797 | GOHEUNG PALYEONG | 05/27/2003 | Active | 8 | 0 | 1 | -1 | -11.11% | 9 | 18 | 0 | | 2 | P,S,T,M,VP SC | 1 | | \$90.00 |
| 36620 | GUBOOKSUN L C | 02/14/1979 | Cancelled(6*) | 0 | 0 | 0 | 0 | 0.00% | 8 | | 5 | 1 | None | P,S,T,M,VP SC | N/R | | |
| Exc Award (06/30/2016, 06/30/2021, 06/30/20 | | | | | | | | | | | | | | | | | |
| 120848 | Gwangyang Dream | 12/02/2013 | Active | 45 | 1 | 1 | 0 | 0.00% | 47 | 11 | 4 | | | P,S,T,M,VP SC | 3 | | \$14,500.00 |
| Exc Award (06/30/2016, 06/30/2019, 06/30/20 | | | | | | | | | | | | | | | | | |
| 98769 | GWANGYANG GAYA | 03/15/2007 | Active | 40 | 12 | 4 | 8 | 25.00% | 35 | 0 | 0 | | | P,S,T,M,VP SC | 3 | | \$8,800.00 |
| 110387 | GWANGYANG MAEHWHA | 02/18/2011 | Active | 43 | 1 | 2 | -1 | -2.27% | 51 | 9 | 3 | | 2 | P,S,T,M,VP SC | 9 | | |
| Exc Award (06/30/2017, 06/30/2018, 06/30/20 | | | | | | | | | | | | | | | | | |
| 107338 | GWANGYANG MARO | 01/22/2010 | Active | 26 | 0 | 0 | 0 | 0.00% | 29 | | 6 | | | P,S,T,M,VP SC | 9 | | |



Club Health Assessment for District 355 B3 through December 2024

| | | | Status | Membership | | | | | | | Reports | | | | | Finance | LCIF |
|--|----------------------|--------------|---|-----------------------------|-------------------|---------------------|----------------|---|----------------------------|--|-------------------------------------|------------------------------------|------------------------|---|--|-----------------|-----------------------------------|
| Club Number | Club Name | Charter Date | | Current Member Count | YTD Members Added | YTD Members Dropped | YTD Net Growth | YTD Net Growth% | Member Count 12 Months Ago | Avg. length of service for dropped members | Months Since Last MMR *** | Yrs. Since Last Officer Report | President Rotation | Vice President Reported **** | Months Since Last Activity Report *** | Account Balance | Donations for current Fiscal Year |
| | | | Number of times on status quo within last two years | If below 15 members appears | | | | If net loss is greater than 20% appears | | | If no report in 3 months appears in | When more than one year appears in | Number of repeat terms | Notes the officers that do not have an active | If no report at 12 months appears in red | | |
| Exc Award (06/30/2020, 06/30/2021) | | | | | | | | | | | | | | | | | |
| 98224 | GWANGYANGMAN | 01/03/2007 | Active | 59 | 3 | 3 | 0 | 0.00% | 61 | 8 | 0 | | | S,T,M,VP,SC | 0 | | \$4,300.00 |
| Exc Award (06/30/2023) | | | | | | | | | | | | | | | | | |
| 37616 | JASAN L C | 10/19/1979 | Active | 37 | 0 | 0 | 0 | 0.00% | 38 | | 6 | | | P,S,T,M,VP SC | 9 | | |
| Exc Award (06/30/2017) | | | | | | | | | | | | | | | | | |
| 44660 | JOSEONG LC | 02/20/1985 | Active | 21 | 0 | 1 | -1 | -4.55% | 24 | 21 | 4 | | | P,S,T,M,VP SC | 24+ | | |
| Exc Award (06/30/2016, 06/30/2018, 06/30/2020) | | | | | | | | | | | | | | | | | |
| 38211 | KEUMSAN | 03/27/1980 | Active | 29 | 2 | 0 | 2 | 7.41% | 30 | | 1 | | | P,S,M,VP,SC | 1 | | \$270.00 |
| Exc Award (06/30/2021) | | | | | | | | | | | | | | | | | |
| 25812 | KOHEUNG | 06/02/1970 | Active | 54 | 0 | 3 | -3 | -5.26% | 61 | 25 | 0 | | | S,T,M,VP,SC | 1 | | \$550.00 |
| 50429 | KOHEUNG-KUN DAESEO | 04/16/1990 | Active | 22 | 21 | 0 | 21 | 2100.00% | 24 | | 0 | 1 | None | P,S,T,M,VP SC | 1 | | \$210.00 |
| 29430 | KOO RYE | 05/31/1974 | Active | 42 | 0 | 0 | 0 | 0.00% | 39 | | 6 | | | S,T,M,VP,SC | 2 | | \$6,800.00 |
| Exc Award (06/30/2017, 06/30/2020, 06/30/2023) | | | | | | | | | | | | | | | | | |
| 44106 | KWANG YANG BAEK WOON | 06/19/1984 | Active | 87 | 4 | 2 | 2 | 2.35% | 89 | 19 | 2 | | | P,S,T,M,VP SC | 3 | | \$3,000.00 |
| Exc Award (06/30/2016, 06/30/2023) | | | | | | | | | | | | | | | | | |
| 25817 | KWANGYANG | 04/23/1973 | Active | 78 | 3 | 2 | 1 | 1.30% | 79 | 11 | 0 | | | P,S,T,M,VP SC | 1 | | \$4,000.00 |
| Exc Award (06/30/2020, 06/30/2021, 06/30/2023) | | | | | | | | | | | | | | | | | |
| 60726 | KWANGYANG YEOSONG | 05/04/1998 | Active | 39 | 3 | 1 | 2 | 5.41% | 44 | 3 | 2 | | | P,S,T,M,VP SC | 1 | | \$1,000.00 |
| Exc Award (06/30/2017, 06/30/2020, 06/30/2023) | | | | | | | | | | | | | | | | | |
| 38927 | KWAYOK L C | 09/12/1980 | Active | 9 | 0 | 0 | 0 | 0.00% | 12 | | 6 | | | P,S,T,M,VP SC | 1 | | \$90.00 |
| 61510 | MIHANG YEOSEONG | 02/10/1999 | Active | 45 | 6 | 0 | 6 | 15.38% | 40 | | 1 | | | T,M,VP,SC | 9 | | |
| Exc Award (06/30/2016, 06/30/2020) | | | | | | | | | | | | | | | | | |
| 49139 | NAM SOONCHON | 01/03/1989 | Active | 48 | 4 | 1 | 3 | 6.67% | 46 | 12 | 3 | | | S,T,M,VP,SC | 9 | | \$5,000.00 |
| Exc Award (06/30/2016, 06/30/2018, 06/30/2020) | | | | | | | | | | | | | | | | | |
| 49826 | PALMA L C | 08/22/1989 | Active | 37 | 0 | 0 | 0 | 0.00% | 42 | | 4 | | | P,T,M,VP,SC | 12 | | |
| Exc Award (06/30/2017, 06/30/2019, 06/30/2020) | | | | | | | | | | | | | | | | | |
| 52208 | PO DU | 12/02/1991 | Active | 32 | 3 | 0 | 3 | 10.34% | 29 | | 5 | | | P,S,T,M,VP SC | 1 | | \$320.00 |
| Exc Award (06/30/2024) | | | | | | | | | | | | | | | | | |
| 32038 | ROGDONG L C | 04/05/1976 | Active | 68 | 0 | 2 | -2 | -2.86% | 68 | 11 | 5 | | | S,T,M,VP,SC | 1 | | \$680.00 |



Club Health Assessment for District 355 B3 through December 2024

| | | | Status | Membership | | | | | | | Reports | | | | | Finance | LCIF |
|--|----------------------|--------------|---|-----------------------------|-------------------|---------------------|----------------|---|----------------------------|--|-------------------------------------|------------------------------------|------------------------|---|--|-----------------|-----------------------------------|
| Club Number | Club Name | Charter Date | | Current Member Count | YTD Members Added | YTD Members Dropped | YTD Net Growth | YTD Net Growth% | Member Count 12 Months Ago | Avg. length of service for dropped members | Months Since Last MMR *** | Yrs. Since Last Officer Report | President Rotation | Vice President Reported **** | Months Since Last Activity Report *** | Account Balance | Donations for current Fiscal Year |
| | | | Number of times on status quo within last two years | If below 15 members appears | | | | If net loss is greater than 20% appears | | | If no report in 3 months appears in | When more than one year appears in | Number of repeat terms | Notes the officers that do not have an active | If no report at 12 months appears in red | | |
| Exc Award (06/30/2017, 06/30/2023, 06/30/2024) | | | Active | 42 | 2 | 3 | -1 | -2.33% | 45 | 13 | 0 | | | P,S,T,M,VP SC | 4 | | \$1,000.00 |
| 55373 | SAE KURYE | 03/02/1994 | | | | | | | | | | | | | | | |
| Exc Award (06/30/2019) | | | Active | 55 | 7 | 1 | 6 | 12.24% | 50 | 11 | 3 | | | P,S,T,M,VP SC | 0 | | \$7,100.00 |
| 55760 | SAE SUNCHEON | 05/24/1994 | | | | | | | | | | | | | | | |
| Exc Award (06/30/2016, 06/30/2023, 06/30/2024) | | | Active | 58 | 21 | 3 | 18 | 45.00% | 43 | 1 | 0 | | | P,S,T,M,VP SC | 0 | | \$13,000.00 |
| 101574 | SAE SUNCHEON WOMEN'S | 03/27/2008 | | | | | | | | | | | | | | | |
| Exc Award (06/30/2016, 06/30/2018, 06/30/2024) | | | Active | 26 | 0 | 1 | -1 | -3.70% | 29 | 3 | 0 | | | P,S,T,M,VP SC | 11 | | |
| 46094 | SAE YEOCHON | 04/24/1986 | | | | | | | | | | | | | | | |
| Exc Award (06/30/2021) | | | Active | 27 | 1 | 2 | -1 | -3.57% | 29 | 9 | 2 | | | S,T,VP,SC | 1 | | \$3,000.00 |
| 33190 | SAE YEOSU L C | 12/31/1976 | | | | | | | | | | | | | | | |
| Exc Award (06/30/2019, 06/30/2021) | | | Active | 66 | 20 | 0 | 20 | 43.48% | 49 | | 0 | | | P,S,T,M,VP SC | 0 | | \$38,110.00 |
| 97717 | SEO SUNCHEON | 09/13/2006 | | | | | | | | | | | | | | | |
| Exc Award (06/30/2016, 06/30/2019, 06/30/2024) | | | Active | 76 | 5 | 2 | 3 | 4.11% | 78 | 14 | 0 | | | P,S,T,VP,SC | 1 | | \$11,000.00 |
| 49358 | SHIN KWANGYANG | 03/27/1989 | | | | | | | | | | | | | | | |
| Exc Award (06/30/2019, 06/30/2021, 06/30/2024) | | | Active | 60 | 4 | 1 | 3 | 5.26% | 63 | 0 | 2 | | | P,S,T,VP,SC | 0 | | |
| 55276 | SOONCHEON BHONG HWA | 02/07/1994 | | | | | | | | | | | | | | | |
| Exc Award (06/30/2016, 06/30/2017, 06/30/2024) | | | Active | 81 | 3 | 3 | 0 | 0.00% | 76 | 4 | 0 | | | P,S,T,M,VP SC | 0 | | \$11,600.00 |
| 45943 | SOONCHEON JUNGANG | 03/05/1986 | | | | | | | | | | | | | | | |
| Exc Award (06/30/2016, 06/30/2017, 06/30/2024) | | | Active | 78 | 6 | 2 | 4 | 5.41% | 74 | 4 | 0 | | | S,T,M,VP,SC | 0 | | \$31,815.00 |
| 31605 | SOONCHEON KANGNAM | 01/15/1976 | | | | | | | | | | | | | | | |
| Exc Award (06/30/2016, 06/30/2019, 06/30/2024) | | | Active | 54 | 3 | 1 | 2 | 3.85% | 61 | 7 | 1 | | | S,T,M,VP,SC | 0 | | \$1,000.00 |
| 25826 | SOONCHON | 08/17/1968 | | | | | | | | | | | | | | | |
| Exc Award (06/30/2017, 06/30/2018, 06/30/2024) | | | Active | 24 | 0 | 0 | 0 | 0.00% | 24 | | 9 | | | P,S,T,M,VP SC | 3 | | \$1,000.00 |
| 55803 | SOONCHON BYUL RYANG | 06/06/1994 | | | | | | | | | | | | | | | |
| Exc Award (06/30/2016) | | | Active | 56 | 5 | 0 | 5 | 9.80% | 58 | | 0 | | | S,T,M,VP,SC | 3 | | \$5,000.00 |
| 51902 | SOONCHON EISU | 07/09/1991 | | | | | | | | | | | | | | | |
| Exc Award (06/30/2019, 06/30/2023) | | | Active | 21 | 0 | 0 | 0 | 0.00% | 19 | | 6 | | 2 | P,S,T,M,VP SC | 10 | | |
| 60261 | SOONCHON GREEN | 01/08/1998 | | | | | | | | | | | | | | | |
| Exc Award (06/30/2016, 06/30/2017) | | | | | | | | | | | | | | | | | |



Club Health Assessment for District 355 B3 through December 2024

| | | | Status | Membership | | | | | | | Reports | | | | | Finance | | LCIF | |
|--|---------------------|--------------|---|-----------------------------|-------------------|---------------------|----------------|-----------------|---|--|---------------------------|--------------------------------|--------------------|-------------------------------------|---------------------------------------|------------------------|---|--|--|
| Club Number | Club Name | Charter Date | | Current Member Count | YTD Members Added | YTD Members Dropped | YTD Net Growth | YTD Net Growth% | Member Count 12 Months Ago | Avg. length of service for dropped members | Months Since Last MMR *** | Yrs. Since Last Officer Report | President Rotation | Vice President Reported **** | Months Since Last Activity Report *** | Account Balance | Donations for current Fiscal Year | | |
| | | | Number of times on status quo within last two years | If below 15 members appears | | | | | If net loss is greater than 20% appears | | | | | If no report in 3 months appears in | When more than one year appears in | Number of repeat terms | Notes the officers that do not have an active red | If no report at 12 months appears in red | |
| 50965 | SOONCHON SAMSAN L C | 09/20/1990 | Active | 76 | 5 | 1 | 4 | 5.56% | 75 | 30 | 0 | | | P,S,T,M,VP SC | 1 | | \$15,000.00 | | |
| Exc Award (06/30/2023, 06/30/2024) | | | | | | | | | | | | | | | | | | | |
| 52466 | SOONCHON YEOSEONG | 02/03/1992 | Active | 49 | 20 | 2 | 18 | 58.06% | 33 | 3 | 0 | | | S,T,VP,SC | 3 | | \$6,000.00 | | |
| Exc Award (06/30/2016, 06/30/2020, 06/30/2024) | | | | | | | | | | | | | | | | | | | |
| 149925 | Suncheon Huimang | 02/15/2022 | Active | 11 | 2 | 1 | 1 | 10.00% | 8 | 0 | 0 | | 2 | T,M,VP,SC | 11 | | | | |
| 103795 | SUNCHEON JOEEUN | 10/14/2008 | Active | 48 | 3 | 1 | 2 | 4.35% | 50 | 16 | 0 | | | P,S,T,M,VP SC | 3 | | \$3,000.00 | | |
| Exc Award (06/30/2017, 06/30/2020) | | | | | | | | | | | | | | | | | | | |
| 118317 | SUNCHEON STAR | 11/15/2012 | Active | 27 | 0 | 6 | -6 | -18.18% | 39 | 4 | 1 | | | P,S,T,M,VP SC | 9 | | | | |
| Exc Award (06/30/2016, 06/30/2021, 06/30/2024) | | | | | | | | | | | | | | | | | | | |
| 117403 | SUNCHEON VISION | 07/11/2012 | Active | 72 | 1 | 1 | 0 | 0.00% | 72 | 12 | 0 | | | P,S,T,VP,SC | 1 | | \$800.00 | | |
| Exc Award (06/30/2016, 06/30/2020, 06/30/2024) | | | | | | | | | | | | | | | | | | | |
| 115696 | SUNCHEONMAN | 12/13/2011 | Active | 57 | 2 | 0 | 2 | 3.64% | 58 | | 5 | | | P,S,T,M,VP SC | 3 | | \$7,185.00 | | |
| Exc Award (06/30/2017, 06/30/2020, 06/30/2024) | | | | | | | | | | | | | | | | | | | |
| 77793 | SUNCHON KHEUNJULGI | 11/10/2003 | Active | 58 | 16 | 1 | 15 | 34.88% | 42 | 6 | 0 | | | S,T,M,VP,SC | 0 | | \$21,950.00 | | |
| Exc Award (06/30/2021, 06/30/2023, 06/30/2024) | | | | | | | | | | | | | | | | | | | |
| 64793 | SUNCHON NAMSAN | 11/29/2001 | Active | 55 | 2 | 0 | 2 | 3.77% | 58 | | 1 | | | P,S,T,M,VP SC | 0 | | \$10,300.00 | | |
| Exc Award (06/30/2018, 06/30/2019, 06/30/2024) | | | | | | | | | | | | | | | | | | | |
| 37867 | YEOCHON L C | 12/21/1979 | Active | 25 | 0 | 2 | -2 | -7.41% | 22 | 21 | 4 | | | P,S,T,M,VP SC | 14 | | | | |
| Exc Award (06/30/2016) | | | | | | | | | | | | | | | | | | | |
| 39372 | YEOSU CHOONGMOO | 01/29/1981 | Active | 29 | 1 | 2 | -1 | -3.33% | 35 | 6 | 5 | | | P,T,M,VP,SC | 13 | | | | |
| 39373 | YEOSU DONGBAEK | 01/29/1981 | Active | 31 | 0 | 2 | -2 | -6.06% | 39 | 19 | 1 | | | P,T,VP,SC | 1 | | \$5,100.00 | | |
| 39221 | YEOSU HANYEO L C | 12/10/1980 | Active | 53 | 1 | 2 | -1 | -1.85% | 57 | 33 | 2 | | | P,S,T,VP,SC | 1 | | \$4,000.00 | | |
| Exc Award (06/30/2016, 06/30/2017, 06/30/2024) | | | | | | | | | | | | | | | | | | | |
| 37868 | YEOSU JUNGANG L C | 12/21/1979 | Active | 36 | 1 | 1 | 0 | 0.00% | 38 | 4 | 1 | | | P,S,T,M,VP SC | 4 | | \$2,000.00 | | |
| 39307 | YEOSU KEUNSEM L C | 01/23/1981 | Active | 13 | 0 | 3 | -3 | -18.75% | 18 | 16 | 0 | | | P,S,T,M,VP SC | 11 | | | | |
| 39650 | YEOSU NAMDO L C | 03/24/1981 | Active | 44 | 17 | 0 | 17 | 62.96% | 27 | | 0 | | | S,M,VP,SC | 0 | | \$1,000.00 | | |
| Exc Award (06/30/2019, 06/30/2020) | | | | | | | | | | | | | | | | | | | |
| 106745 | YEOSU SAEHEEMANG | 10/14/2009 | Active | 22 | 0 | 1 | -1 | -4.35% | 22 | 15 | 4 | | | P,S,T,M,VP SC | 12 | | | | |



Club Health Assessment for District 355 B3 through December 2024

| | | | Status | | Membership | | | | | | Reports | | | | | Finance | | LCIF | | |
|--|---------------------|---------------------------|---|-----------------------------|-----------------------------|-------------------|---------------------|------------------|---|-------------------------------|--|-------------------------------------|------------------------------------|----------------------------------|-------------------------------|---|--|-----------------------------------|----------------------------------|--|
| Club Number | Club Name | Charter Date | | | Current Member Count | YTD Members Added | YTD Members Dropped | YTD Net Growth | YTD Net Growth% | Member Count 12 Months Ago | Avg. length of service for dropped members | Months Since Last MMR *** | Yrs. Since Last Officer Report | President Rotation | Vice President Reported **** | Months Since Last Activity Report *** | Account Balance | Donations for current Fiscal Year | | |
| | | | Number of times on status quo within last two years | | If below 15 members appears | | | | If net loss is greater than 20% appears | | | If no report in 3 months appears in | When more than one year appears in | Number of repeat terms | | Notes the officers that do not have an active | If no report at 12 months appears in red | | | |
| 25828 | YOSU | 05/30/1967 | Active | | 52 | 0 | 2 | -2 | -3.70% | 53 | 1 | 0 | | | P,S,T,M,VP SC | 0 | | \$3,000.00 | | |
| Exc Award (06/30/2021, 06/30/2023, 06/30/2024) | | | | | | | | | | | | | | | | | | | | |
| 63238 | YOSU CHUNGNYUN | 05/30/2000 | Active | | 8 | 0 | 0 | 0 | 0.00% | 8 | | 9 | | 3 | P,S,T,M,VP SC | 24+ | | | | |
| Exc Award (06/30/2016) | | | | | | | | | | | | | | | | | | | | |
| 39308 | YOSU GUBONG L C | 01/12/1981 | Active | | 47 | 5 | 1 | 4 | 9.30% | 40 | 6 | 1 | | | S,T,M,VP,SC | 1 | | \$1,500.00 | | |
| Exc Award (06/30/2019, 06/30/2024) | | | | | | | | | | | | | | | | | | | | |
| 29177 | YOSU JINNAM | 04/05/1974 | Active | | 44 | 2 | 6 | -4 | -8.33% | 49 | 23 | 0 | | | T,M,VP,SC | 0 | | \$8,400.00 | | |
| Exc Award (06/30/2022) | | | | | | | | | | | | | | | | | | | | |
| 36022 | YOSU JONGGO L C | 08/21/1978 | Active | | 27 | 0 | 1 | -1 | -3.57% | 33 | 2 | 5 | | | S,T,VP,SC | 11 | | | | |
| Exc Award (06/30/2016) | | | | | | | | | | | | | | | | | | | | |
| 55739 | YOSU JWASUYEONG | 05/24/1994 | Active | | 46 | 0 | 0 | 0 | 0.00% | 43 | | 6 | | | P,S,T,M,VP SC | 0 | | \$3,500.00 | | |
| Exc Award (06/30/2019, 06/30/2020, 06/30/2024) | | | | | | | | | | | | | | | | | | | | |
| 49025 | YOSU YEOSEONG | 11/14/1988 | Active | | 28 | 0 | 2 | -2 | -6.67% | 30 | 3 | 0 | | 2 | P,S,T,M,VP SC | 2 | | \$1,800.00 | | |
| Exc Award (06/30/2018, 06/30/2020) | | | | | | | | | | | | | | | | | | | | |
| Current Total Clubs Count | YTD New Clubs Count | YTD Cancelled Clubs Count | YTD Net Club Gain | Current Total Members Count | YTD Add | YTD Drop | YTD Net Growth | YTD Net Growth % | Member Count 12 Months Ago | Average Member Count Per Club | % of Clubs with less than 20 members | % No MMR in 3 Months | % No Officer Report in 12 Months | % of Clubs with balance 90+ days | Number of Clubs in Status Quo | % Status Quo Clubs in Financial Suspension | Number of Cancelled Clubs | Average Cancelled Club Age | Members Lost Due to Cancellation | % of Clubs Cancelled for Non-Financial Reasons |
| 69 | 0 | 1 | -1 | 2,977 | 229 | 110 | 119 | 4.16% | 3,002 | 43 | 10% | 36% | 3% | 0% | 0 | 0% | 1 | 45 | 0 | 100% |

* - P - Priority Club. Cancellation Reasons: 1-Objectives/conduct, 2-Non-active club, 5-Non-existing club, 6-Disbanding, 7-Merger, 8-Financial Suspension, 9-District/Multiple District Dues.

** - Abbreviation: P-President, S-Secretary, T-Treasurer, M-Member Chairperson, VP-First Vice President, MC-Communications Chairperson, SC-Service Chairperson

*** - Abbreviation: N/R - Never reported using the Lions Clubs website, N/A - Not applicable, No password registered for the Lions Clubs website.

**** - Abbreviation: N - New, IP - Immediate Past, R - Repeat.



Club Health Assessment for District 355 C through December 2024

| | | | Status | Membership | | | | | | | Reports | | | | | Finance | | LCIF |
|--|-------------------|--------------|---|-----------------------------|-------------------|---------------------|----------------|---|----------------------------|--|-------------------------------------|------------------------------------|------------------------|---|--|-----------------|-----------------------------------|------|
| Club Number | Club Name | Charter Date | | Current Member Count | YTD Members Added | YTD Members Dropped | YTD Net Growth | YTD Net Growth% | Member Count 12 Months Ago | Avg. length of service for dropped members | Months Since Last MMR *** | Yrs. Since Last Officer Report | President Rotation | Vice President Reported **** | Months Since Last Activity Report *** | Account Balance | Donations for current Fiscal Year | |
| | | | Number of times on status quo within last two years | If below 15 members appears | | | | If net loss is greater than 20% appears | | | If no report in 3 months appears in | When more than one year appears in | Number of repeat terms | Notes the officers that do not have an active | If no report at 12 months appears in red | | | |
| Clubs more than two years old | | | | | | | | | | | | | | | | | | |
| 35637 | CHANG WON | 05/31/1978 | Active | 14 | 0 | 1 | -1 | -6.67% | 15 | 45 | 2 | | | P,S,T,M,VP SC | 15 | | | |
| 25742 | CHANGNYUNG | 04/17/1968 | Active | 51 | 1 | 1 | 0 | 0.00% | 54 | 9 | 5 | | | N P,S,T,M,VP SC | 1 | | | |
| 88509 | CHANGNYUNG WOPO | 06/01/2005 | Active | 28 | 0 | 2 | -2 | -6.67% | 33 | 4 | 1 | | 2 | R P,S,T,M,SC | 0 | | | |
| Exc Award (06/30/2021) | | | | | | | | | | | | | | | | | | |
| 64989 | CHANGWON ACADEMY | 02/13/2002 | Active | 64 | 8 | 5 | 3 | 4.92% | 68 | 1 | 0 | | | N P,S,T,M,VP SC | 1 | | \$3,170.00 | |
| Exc Award (06/30/2023) | | | | | | | | | | | | | | | | | | |
| 110055 | CHANGWON ARIRANG | 01/07/2011 | Active | 41 | 5 | 4 | 1 | 2.50% | 43 | 4 | 5 | | | N P,T,M,VP,SC | 0 | | | |
| Exc Award (06/30/2017, 06/30/2020, 06/30/2023) | | | | | | | | | | | | | | | | | | |
| 106975 | CHANGWON BAEKRO | 12/07/2009 | Active | 50 | 4 | 0 | 4 | 8.70% | 50 | | 5 | | | P,S,T,M,VP SC | 0 | | | |
| Exc Award (06/30/2017, 06/30/2020, 06/30/2023) | | | | | | | | | | | | | | | | | | |
| 64147 | CHANGWON BONGLIM | 04/13/2001 | Active | 32 | 5 | 1 | 4 | 14.29% | 33 | 26 | 2 | | | P,S,T,M,VP SC | 0 | | | |
| Exc Award (06/30/2017, 06/30/2023) | | | | | | | | | | | | | | | | | | |
| 88730 | CHANGWON CHANGMA | 06/23/2005 | Active | 68 | 5 | 0 | 5 | 7.94% | 71 | | 2 | | | N S,T,M,VP,SC | 0 | | | |
| Exc Award (06/30/2017, 06/30/2020, 06/30/2023) | | | | | | | | | | | | | | | | | | |
| 99828 | CHANGWON CHEONJU | 06/27/2007 | Active | 26 | 1 | 4 | -3 | -10.34% | 29 | 14 | 2 | | | N P,S,T,M,VP SC | 2 | | | |
| 143436 | Changwon Cheonma | 11/03/2020 | Active | 29 | 11 | 5 | 6 | 26.09% | 23 | 2 | 0 | | | N P,S,T,M,VP SC | 0 | | | |
| Exc Award (06/30/2021) | | | | | | | | | | | | | | | | | | |
| 60281 | CHANGWON DAE AM | 01/08/1998 | Active | 37 | 1 | 3 | -2 | -5.13% | 38 | 4 | 0 | | | N P,S,T,M,VP SC | 0 | | | |
| Exc Award (06/30/2017, 06/30/2024) | | | | | | | | | | | | | | | | | | |
| 133826 | Changwon Gaon | 02/19/2018 | Cancelled(8*) | 0 | 0 | 13 | -13 | -100.00% | 15 | 4 | 3 | 1 | None | P,S,T,M,VP SC | 7 | 90+ Days | | |
| 143825 | Changwon Hanmaeum | 12/07/2020 | Active | 25 | 11 | 3 | 8 | 47.06% | 16 | 8 | 1 | | | P,S,T,M,VP SC | 0 | | | |
| Exc Award (06/30/2021, 06/30/2024) | | | | | | | | | | | | | | | | | | |
| 62489 | CHANGWON HANVIT | 11/11/1999 | Active | 88 | 9 | 2 | 7 | 8.64% | 85 | 2 | 0 | | | N P,S,T,M,VP SC | 1 | | \$5,400.00 | |
| Exc Award (06/30/2017, 06/30/2020, 06/30/2021) | | | | | | | | | | | | | | | | | | |
| 110390 | CHANGWON HANWOOL | 02/18/2011 | Active | 45 | 10 | 7 | 3 | 7.14% | 44 | 8 | 2 | | | N P,S,M,VP,SC | 1 | | | |
| Exc Award (06/30/2020, 06/30/2021) | | | | | | | | | | | | | | | | | | |
| 135030 | Changwon Harmony | 06/05/2018 | Active | 31 | 5 | 3 | 2 | 6.90% | 29 | 11 | 0 | | | N P,S,T,M,VP SC | 0 | | \$1,000.00 | |



Club Health Assessment for District 355 C through December 2024

| | | | Status | Membership | | | | | | | Reports | | | | | Finance | | LCIF |
|--|---------------------|--------------|---|-----------------------------|-------------------|---------------------|----------------|-----------------|---|--|---------------------------|-------------------------------------|------------------------------------|------------------------------|---|--|-----------------------------------|------------|
| Club Number | Club Name | Charter Date | | Current Member Count | YTD Members Added | YTD Members Dropped | YTD Net Growth | YTD Net Growth% | Member Count 12 Months Ago | Avg. length of service for dropped members | Months Since Last MMR *** | Yrs. Since Last Officer Report | President Rotation | Vice President Reported **** | Months Since Last Activity Report *** | Account Balance | Donations for current Fiscal Year | |
| | | | Number of times on status quo within last two years | If below 15 members appears | | | | | If net loss is greater than 20% appears | | | If no report in 3 months appears in | When more than one year appears in | Number of repeat terms | Notes the officers that do not have an active | If no report at 12 months appears in red | | |
| Exc Award (06/30/2020) | | | | | | | | | | | | | | | | | | |
| 62311 | CHANGWON HOISAN | 08/12/1999 | Active | 56 | 0 | 15 | -15 | -21.13% | 63 | 2 | 4 | | | N | S,T,M,VP,SC | 0 | | \$145.00 |
| Exc Award (06/30/2020, 06/30/2024) | | | | | | | | | | | | | | | | | | |
| 51082 | CHANGWON JEIL | 11/26/1990 | Active | 52 | 8 | 2 | 6 | 13.04% | 47 | 8 | 0 | | | | P,S,T,M,VP SC | 2 | | \$4,900.00 |
| Exc Award (06/30/2020, 06/30/2023) | | | | | | | | | | | | | | | | | | |
| 88508 | CHANGWON JINSUNMI | 06/01/2005 | Active | 34 | 9 | 0 | 9 | 36.00% | 23 | | 1 | | | N | P,S,T,M,VP SC | 1 | | |
| 65395 | CHANGWON JOONGANG | 05/29/2002 | Active | 180 | 5 | 3 | 2 | 1.12% | 164 | 2 | 1 | | | N | S,T,M,VP,SC | 0 | | \$2,000.00 |
| Exc Award (06/30/2017, 06/30/2020, 06/30/2021) | | | | | | | | | | | | | | | | | | |
| 125147 | Changwon Machang | 06/18/2015 | Active | 53 | 0 | 1 | -1 | -1.85% | 54 | 1 | 2 | | | N | P,T,M,SC | 1 | | |
| Exc Award (06/30/2017, 06/30/2021) | | | | | | | | | | | | | | | | | | |
| 125068 | Changwon Naeseo MJF | 06/09/2015 | Active | 45 | 4 | 1 | 3 | 7.14% | 43 | 5 | 1 | | | N | P,S,T,M,VP SC | 0 | | |
| Exc Award (06/30/2017, 06/30/2020, 06/30/2021) | | | | | | | | | | | | | | | | | | |
| 116686 | CHANGWON NANURI | 05/24/2012 | Active | 19 | 0 | 1 | -1 | -5.00% | 24 | 1 | 2 | | | R | P,S,T,M,VP SC | 1 | | \$1,000.00 |
| Exc Award (06/30/2017, 06/30/2023) | | | | | | | | | | | | | | | | | | |
| 52342 | CHANGWON SAEK DONG | 12/17/1991 | Active | 25 | 0 | 5 | -5 | -16.67% | 26 | 8 | 0 | | | N | P,S,T,M,VP SC | 0 | | \$145.00 |
| Exc Award (06/30/2021, 06/30/2023) | | | | | | | | | | | | | | | | | | |
| 64641 | CHANGWON SUNGSAN | 08/16/2001 | Active | 60 | 8 | 7 | 1 | 1.69% | 62 | 3 | 0 | | | N | P,S,T,M,VP SC | 0 | | \$9,200.00 |
| Exc Award (06/30/2017, 06/30/2021, 06/30/2023) | | | | | | | | | | | | | | | | | | |
| 82469 | CHANGWON WEST | 05/28/2004 | Active | 117 | 11 | 0 | 11 | 10.38% | 114 | | 0 | | | N | P,S,T,M,VP SC | 0 | | \$7,420.00 |
| Exc Award (06/30/2020, 06/30/2024) | | | | | | | | | | | | | | | | | | |
| 110389 | CHANGWON YEWON | 02/22/2011 | Active | 33 | 5 | 0 | 5 | 17.86% | 37 | | 3 | | | N | S,T,M,SC | 0 | | |
| Exc Award (06/30/2021, 06/30/2023) | | | | | | | | | | | | | | | | | | |
| 53893 | CHANGWON YONGJI | 12/10/1992 | Active | 36 | 1 | 8 | -7 | -16.28% | 43 | 8 | 2 | | | | P,S,T,M,VP SC | 0 | | |
| 135016 | Changwon Youngji | 06/07/2018 | Active | 26 | 1 | 5 | -4 | -13.33% | 32 | 7 | 0 | | | N | P,S,T,M,VP SC | 0 | | |
| Exc Award (06/30/2021) | | | | | | | | | | | | | | | | | | |
| 147943 | Changwonshinsegae | 08/13/2021 | Active | 40 | 2 | 2 | 0 | 0.00% | 39 | 16 | 5 | | | N | P,S,T,M,VP SC | 0 | | \$2,000.00 |
| Exc Award (06/30/2024) | | | | | | | | | | | | | | | | | | |
| 25744 | CHINHAE | 03/24/1965 | Active | 43 | 1 | 1 | 0 | 0.00% | 46 | 3 | 1 | | | N | P,S,T,M,VP SC | 0 | | \$5,000.00 |
| Exc Award (06/30/2023) | | | | | | | | | | | | | | | | | | |



Club Health Assessment for District 355 C through December 2024

| | | | Status | Membership | | | | | | | Reports | | | | | Finance | LCIF |
|-------------|---|--------------|---|-----------------------------|-------------------|---------------------|----------------|---|----------------------------|--|-------------------------------------|------------------------------------|------------------------|---|--|-----------------|-----------------------------------|
| Club Number | Club Name | Charter Date | | Current Member Count | YTD Members Added | YTD Members Dropped | YTD Net Growth | YTD Net Growth% | Member Count 12 Months Ago | Avg. length of service for dropped members | Months Since Last MMR *** | Yrs. Since Last Officer Report | President Rotation | Vice President Reported **** | Months Since Last Activity Report *** | Account Balance | Donations for current Fiscal Year |
| | | | Number of times on status quo within last two years | If below 15 members appears | | | | If net loss is greater than 20% appears | | | If no report in 3 months appears in | When more than one year appears in | Number of repeat terms | Notes the officers that do not have an active | If no report at 12 months appears in red | | |
| 25745 | CHINHAЕ CENTRAL Exc Award (06/30/2021) | 12/01/1970 | Active | 72 | 3 | 8 | -5 | -6.49% | 79 | 9 | 0 | | | P,S,T,M,VP SC | 0 | | |
| 32148 | CHUNGMU L C Exc Award (06/30/2020) | 04/27/1976 | Active | 69 | 2 | 1 | 1 | 1.47% | 68 | 6 | 2 | | | N P,S,T,M,VP SC | 1 | | |
| 78306 | DONG CHANGWON Exc Award (06/30/2020) | 02/19/2004 | Active | 38 | 5 | 5 | 0 | 0.00% | 38 | 11 | 3 | | | N P,T,M,VP,SC | 2 | | |
| 39218 | DONG JIN HAE LC Exc Award (06/30/2021) | 12/31/1980 | Active | 72 | 3 | 3 | 0 | 0.00% | 73 | 3 | 0 | | | N S,T,M,VP,SC | 3 | | \$1,000.00 |
| 35242 | EUIRYEONG Exc Award (06/30/2021, 06/30/2023) | 03/06/1978 | Active | 43 | 2 | 2 | 0 | 0.00% | 43 | 3 | 5 | | | N P,S,T,M,SC | 0 | | |
| 44480 | GAGOPA L C Exc Award (06/30/2023) | 12/05/1984 | Active | 91 | 11 | 0 | 11 | 13.75% | 84 | | 1 | | | N P,S,T,M,VP SC | 0 | | \$9,700.00 |
| 64889 | GAYA | 01/10/2002 | Active | 31 | 3 | 9 | -6 | -16.22% | 40 | 8 | 1 | | | N P,S,T,M,VP SC | 0 | | \$1,000.00 |
| 30025 | GEO-JE Exc Award (06/30/2021, 06/30/2023) | 12/13/1974 | Active | 51 | 9 | 5 | 4 | 8.51% | 49 | 11 | 0 | | | N P,S,T,M,VP SC | 0 | | \$7,100.00 |
| 66579 | GEOJE JOONGAHNG Exc Award (06/30/2020, 06/30/2023, 06/30/2024) | 08/27/2002 | Active | 75 | 6 | 4 | 2 | 2.74% | 77 | 1 | 0 | | | N P,S,T,M,SC | 0 | | \$6,500.00 |
| 150129 | Geoje Moa Exc Award (06/30/2023) | 03/07/2022 | Active | 36 | 7 | 4 | 3 | 9.09% | 36 | 2 | 0 | | | N S,T,M,VP,SC | 1 | | \$800.00 |
| 105788 | GEOJE PALKYUNG Exc Award (06/30/2020, 06/30/2023, 06/30/2024) | 06/15/2009 | Active | 50 | 8 | 6 | 2 | 4.17% | 45 | 1 | 0 | | | N P,S,T,M,VP SC | 0 | | \$1,146.00 |
| 78757 | GEOJE PALSAEKJO Exc Award (06/30/2023, 07/30/2017) | 04/12/2004 | Active | 40 | 6 | 4 | 2 | 5.26% | 41 | 10 | 0 | | | R S,M,VP,SC | 0 | | |
| 63951 | GEOJE SONGJUK Exc Award (06/30/2020, 06/30/2023) | 02/02/2001 | Active | 25 | 6 | 0 | 6 | 31.58% | 18 | | 3 | | 2 | N P,S,T,M,VP SC | 2 | | \$218.00 |
| 98167 | GIMHAE BUNSUNG Exc Award (06/30/2020) | 12/19/2006 | Active | 30 | 0 | 4 | -4 | -11.76% | 39 | 5 | 1 | | | R P,S,T,M,VP SC | 0 | | |
| 82355 | GIMHAE GUMGWAN Exc Award (06/30/2020, 06/30/2023) | 05/18/2004 | Active | 36 | 6 | 10 | -4 | -10.00% | 40 | 5 | 4 | | | N P,S,T,M,VP SC | 1 | | |




Club Health Assessment for District 355 C through December 2024

| | | | Status | Membership | | | | | | | Reports | | | | | Finance | | LCIF |
|-------------|------------------------------------|--------------|---|-----------------------------|-------------------|---------------------|----------------|---|----------------------------|--|-------------------------------------|------------------------------------|------------------------|---|--|-----------------|-----------------------------------|------|
| Club Number | Club Name | Charter Date | | Current Member Count | YTD Members Added | YTD Members Dropped | YTD Net Growth | YTD Net Growth% | Member Count 12 Months Ago | Avg. length of service for dropped members | Months Since Last MMR *** | Yrs. Since Last Officer Report | President Rotation | Vice President Reported **** | Months Since Last Activity Report *** | Account Balance | Donations for current Fiscal Year | |
| | | | Number of times on status quo within last two years | If below 15 members appears | | | | If net loss is greater than 20% appears | | | If no report in 3 months appears in | When more than one year appears in | Number of repeat terms | Notes the officers that do not have an active | If no report at 12 months appears in red | | | |
| 98240 | GIMHAE HANBYUL | 01/03/2007 | Active | 43 | 2 | 4 | -2 | -4.44% | 37 | 2 | 3 | | | N | P,S,T,M,VP SC | 0 | \$400.00 | |
| | Exc Award (06/30/2023, 06/30/2024) | | | | | | | | | | | | | | | | | |
| 66865 | GIMHAE NEULBOM | 11/22/2002 | Active | 37 | 3 | 2 | 1 | 2.78% | 38 | 3 | 3 | | | | S,T,M,VP,SC | 3 | | |
| | Exc Award (06/30/2017, 06/30/2023) | | | | | | | | | | | | | | | | | |
| 151837 | Gimhae Yeonji | 07/22/2022 | Active | 22 | 0 | 4 | -4 | -15.38% | 40 | 1 | 3 | | | N | P,S,T,M,VP SC | 0 | | |
| | Exc Award (06/30/2023) | | | | | | | | | | | | | | | | | |
| 49359 | HAB PO | 03/27/1989 | Active | 38 | 2 | 6 | -4 | -9.52% | 42 | 16 | 0 | | | N | P,S,T,M,VP SC | 1 | \$100.00 | |
| | Exc Award (06/30/2017, 06/30/2023) | | | | | | | | | | | | | | | | | |
| 25749 | HAMAN | 03/03/1968 | Active | 83 | 0 | 3 | -3 | -3.49% | 79 | 13 | 2 | | | N | P,S,T,M,SC | 1 | | |
| | Exc Award (06/30/2020, 06/30/2023) | | | | | | | | | | | | | | | | | |
| 88728 | HAMAN A LA | 06/23/2005 | Active | 29 | 1 | 2 | -1 | -3.33% | 32 | 2 | 0 | | | N | P,S,T,M,SC | 0 | | |
| | Exc Award (06/30/2023) | | | | | | | | | | | | | | | | | |
| 151017 | Haman Sanseong | 06/02/2022 | Active | 38 | 0 | 3 | -3 | -7.32% | 41 | 2 | 2 | | | N | P,S,T,M,VP SC | 8 | | |
| | Exc Award (06/30/2023) | | | | | | | | | | | | | | | | | |
| 36933 | JANGSEUNGPO L C | 04/19/1979 | Active | 50 | 3 | 3 | 0 | 0.00% | 55 | 14 | 1 | | | N | P,S,T,M,VP SC | 3 | | |
| | Exc Award (06/30/2020) | | | | | | | | | | | | | | | | | |
| 88507 | JANGYU | 06/01/2005 | Active | 42 | 1 | 3 | -2 | -4.55% | 43 | 4 | 5 | | | N | S,T,M,VP,SC | 2 | \$3,000.00 | |
| | Exc Award (06/30/2023, 06/30/2024) | | | | | | | | | | | | | | | | | |
| 98166 | JANGYU YUHA | 12/19/2006 | Active | 37 | 10 | 1 | 9 | 32.14% | 31 | 2 | 2 | | | N | P,S,T,M,VP SC | 0 | \$4,450.00 | |
| 62312 | JINHAЕ BUDKOTT | 08/11/1999 | Active | 33 | 1 | 0 | 1 | 3.13% | 32 | | 4 | | | N | P,S,M,VP,SC | 0 | \$1,300.00 | |
| 148628 | Jinhae Ruby | 10/19/2021 | Active | 37 | 7 | 2 | 5 | 15.63% | 34 | 2 | 0 | | | N | P,S,T,M,VP SC | 1 | | |
| 84902 | JINHAЕ SHINHANGMAN | 02/24/2005 | Active | 50 | 5 | 4 | 1 | 2.04% | 55 | 9 | 0 | | | N | P,S,T,M,VP SC | 0 | | |
| 25752 | JINYUNG | 12/20/1968 | Active | 48 | 5 | 4 | 1 | 2.13% | 50 | 8 | 1 | | | N | S,T,M,SC | 2 | \$3,000.00 | |
| | Exc Award (06/30/2023) | | | | | | | | | | | | | | | | | |
| 82353 | JINYUNG GEUMBYUNG | 05/18/2004 | Active | 30 | 5 | 2 | 3 | 11.11% | 24 | 2 | 2 | | 2 | N | P,S,T,M,VP SC | 0 | | |
| | Exc Award (06/30/2023) | | | | | | | | | | | | | | | | | |
| 25754 | KIMHAE | 06/28/1966 | Active | 54 | 4 | 3 | 1 | 1.89% | 58 | 24 | 0 | | | N | P,S,T,M,VP SC | 0 | | |
| | Exc Award (06/30/2021) | | | | | | | | | | | | | | | | | |



Club Health Assessment for District 355 C through December 2024

|  | | | Status | Membership | | | | | | | Reports | | | | | Finance | LCIF |
|--|--|--------------|---|-----------------------------|-------------------|---------------------|----------------|---|----------------------------|--|-------------------------------------|------------------------------------|------------------------|---|--|-----------------|-----------------------------------|
| Club Number | Club Name | Charter Date | | Current Member Count | YTD Members Added | YTD Members Dropped | YTD Net Growth | YTD Net Growth% | Member Count 12 Months Ago | Avg. length of service for dropped members | Months Since Last MMR *** | Yrs. Since Last Officer Report | President Rotation | Vice President Reported **** | Months Since Last Activity Report *** | Account Balance | Donations for current Fiscal Year |
| | | | Number of times on status quo within last two years | If below 15 members appears | | | | If net loss is greater than 20% appears | | | If no report in 3 months appears in | When more than one year appears in | Number of repeat terms | Notes the officers that do not have an active | If no report at 12 months appears in red | | |
| 65488 | KIMHAE JEIL | 06/12/2002 | Active | 17 | 0 | 1 | -1 | -5.56% | 15 | 4 | 2 | | | N | S,T,M,SC | 24+ | |
| | Exc Award (06/30/2020, 06/30/2021) | | | | | | | | | | | | | | | | |
| 25756 | KO SUNG | 12/12/1964 | Active | 54 | 3 | 1 | 2 | 3.85% | 55 | 8 | 0 | | | N | P,S,T,M,VP SC | 0 | \$4,000.00 |
| | Exc Award (06/30/2020, 06/30/2021) | | | | | | | | | | | | | | | | |
| 76078 | KOSUNG NAMSAN | 06/25/2003 | Active | 55 | 0 | 1 | -1 | -1.79% | 57 | 1 | 4 | | | N | P,S,M,VP,SC | 0 | \$8,209.00 |
| | Exc Award (06/30/2017, 06/30/2020, 06/30/2021) | | | | | | | | | | | | | | | | |
| 25760 | MASAN | 09/24/1960 | Active | 54 | 5 | 3 | 2 | 3.85% | 53 | 12 | 0 | | | N | S,T,M,VP,SC | 4 | \$3,000.00 |
| | Exc Award (06/30/2023, 06/30/2024) | | | | | | | | | | | | | | | | |
| 51526 | MASAN ACADEMY | 04/01/1991 | Active | 40 | 5 | 4 | 1 | 2.56% | 39 | 0 | 0 | | | N | P,S,T,M,VP SC | 0 | |
| | Exc Award (06/30/2023) | | | | | | | | | | | | | | | | |
| 31826 | MASAN CENTRAL L C | 03/05/1976 | Active | 68 | 2 | 1 | 1 | 1.49% | 71 | 2 | 2 | | | N | P,T,M,VP,SC | 0 | \$14,200.00 |
| | Exc Award (06/30/2020, 06/30/2024) | | | | | | | | | | | | | | | | |
| 89228 | MASAN CHEONG A | 09/07/2005 | Active | 41 | 11 | 4 | 7 | 20.59% | 36 | 3 | 0 | | | N | P,S,T,M,VP SC | 0 | \$1,800.00 |
| 62361 | MASAN CHUNG MA | 09/13/1999 | Active | 34 | 1 | 1 | 0 | 0.00% | 41 | 15 | 5 | | | N | S,T,M,VP,SC | 14 | |
| | Exc Award (06/30/2023) | | | | | | | | | | | | | | | | |
| 25761 | MASAN EAST | 11/19/1973 | Active | 56 | 4 | 7 | -3 | -5.08% | 62 | 7 | 0 | | | N | S,T,M,VP,SC | 0 | \$500.00 |
| | Exc Award (06/30/2017, 06/30/2023) | | | | | | | | | | | | | | | | |
| 54166 | MASAN GOLPO | 03/01/1993 | Active | 104 | 2 | 1 | 1 | 0.97% | 103 | 5 | 0 | | | N | P,S,T,M,SC | 0 | \$1,500.00 |
| | Exc Award (06/30/2021, 06/30/2023, 06/30/2024) | | | | | | | | | | | | | | | | |
| 45723 | MASAN HANG DO | 01/31/1986 | Active | 52 | 6 | 1 | 5 | 10.64% | 49 | 1 | 3 | | | N | P,S,T,M,SC | 0 | |
| | Exc Award (06/30/2023) | | | | | | | | | | | | | | | | |
| 35850 | MASAN HANIL LC | 06/19/1978 | Active | 23 | 0 | 0 | 0 | 0.00% | 26 | | 4 | | 2 | | S,T,M,VP,SC | 10 | |
| | Exc Award (06/30/2020) | | | | | | | | | | | | | | | | |
| 82399 | MASAN HANMA | 05/18/2004 | Active | 41 | 1 | 5 | -4 | -8.89% | 45 | 10 | 1 | | | N | S,T,M,SC | 0 | |
| | Exc Award (06/30/2021) | | | | | | | | | | | | | | | | |
| 52050 | MASAN JANGMI | 10/01/1991 | Active | 64 | 3 | 4 | -1 | -1.54% | 61 | 2 | 0 | | | N | P,S,T,M,VP SC | 0 | \$1,000.00 |
| | Exc Award (06/30/2017, 06/30/2020, 06/30/2021) | | | | | | | | | | | | | | | | |
| 34416 | MASAN JEIL L C | 08/19/1977 | Active | 25 | 4 | 0 | 4 | 19.05% | 25 | | 5 | | | | P,T,M,VP,SC | 1 | |
| | Exc Award (06/30/2017) | | | | | | | | | | | | | | | | |



Club Health Assessment for District 355 C through December 2024

| | | | Status | Membership | | | | | | | Reports | | | | | Finance | LCIF |
|--|--------------------------|--------------|---|-----------------------------|-------------------|---------------------|----------------|-----------------|---|--|---------------------------|-------------------------------------|------------------------------------|------------------------------|---|--|-----------------------------------|
| Club Number | Club Name | Charter Date | | Current Member Count | YTD Members Added | YTD Members Dropped | YTD Net Growth | YTD Net Growth% | Member Count 12 Months Ago | Avg. length of service for dropped members | Months Since Last MMR *** | Yrs. Since Last Officer Report | President Rotation | Vice President Reported **** | Months Since Last Activity Report *** | Account Balance | Donations for current Fiscal Year |
| | | | Number of times on status quo within last two years | If below 15 members appears | | | | | If net loss is greater than 20% appears | | | If no report in 3 months appears in | When more than one year appears in | Number of repeat terms | Notes the officers that do not have an active | If no report at 12 months appears in red | |
| 95823 | MASAN JOONGANG | 02/21/2006 | Active | 31 | 2 | 0 | 2 | 6.90% | 29 | | 0 | | | N | S,T,M,VP,SC | 0 | |
| Exc Award (06/30/2017) | | | | | | | | | | | | | | | | | |
| 66864 | MASAN MOOGOONGHWA | 11/22/2002 | Active | 45 | 1 | 4 | -3 | -6.25% | 50 | 12 | 0 | | | N | P,S,T,M,SC | 0 | \$5,000.00 |
| Exc Award (06/30/2023) | | | | | | | | | | | | | | | | | |
| 64381 | MASAN MOUNGMOON | 06/14/2001 | Active | 41 | 9 | 4 | 5 | 13.89% | 35 | 4 | 1 | | | N | P,S,T,M,VP SC | 0 | \$4,700.00 |
| Exc Award (06/30/2017, 06/30/2021, 06/30/2023) | | | | | | | | | | | | | | | | | |
| 39219 | MASAN MUHAK L C | 12/18/1980 | Active | 55 | 1 | 2 | -1 | -1.79% | 58 | 10 | 4 | | | N | P,S,T,M,VP SC | 0 | |
| Exc Award (06/30/2017, 06/30/2021) | | | | | | | | | | | | | | | | | |
| 59371 | MASAN NAE-SOU | 04/18/1997 | Active | 42 | 2 | 1 | 1 | 2.44% | 43 | 3 | 4 | | | N | P,S,T,M,VP SC | 0 | |
| Exc Award (06/30/2023) | | | | | | | | | | | | | | | | | |
| 101906 | MASAN ROYAL | 05/13/2008 | Active | 38 | 17 | 6 | 11 | 40.74% | 28 | 2 | 0 | | | N | P,S,T,M,VP SC | 0 | |
| Exc Award (06/30/2023) | | | | | | | | | | | | | | | | | |
| 32838 | MASAN SANGROK | 10/14/1976 | Active | 30 | 0 | 2 | -2 | -6.25% | 33 | 2 | 2 | | | N | P,S,T,M,VP SC | 0 | |
| Exc Award (06/30/2020) | | | | | | | | | | | | | | | | | |
| 25762 | MASAN SOUTH | 09/28/1968 | Active | 119 | 14 | 6 | 8 | 7.21% | 112 | 8 | 1 | | | N | S,T,M,SC | 0 | \$23,931.80 |
| Exc Award (06/30/2020, 06/30/2023, 06/30/2024) | | | | | | | | | | | | | | | | | |
| 57306 | MASAN WEST | 08/28/1995 | Active | 60 | 3 | 3 | 0 | 0.00% | 69 | 8 | 5 | | | N | P,S,T,M,VP SC | 0 | \$7,000.00 |
| Exc Award (06/30/2020) | | | | | | | | | | | | | | | | | |
| 95162 | MASAN WITH | 01/31/2006 | Active | 41 | 1 | 0 | 1 | 2.50% | 40 | | 2 | | | N | P,M,SC | 0 | |
| Exc Award (06/30/2017) | | | | | | | | | | | | | | | | | |
| 78305 | MASAN YEOMYUNG | 02/19/2004 | Active | 34 | 3 | 1 | 2 | 6.25% | 38 | 0 | 1 | | | | P,S,T,M,VP SC | 0 | |
| Exc Award (06/30/2020) | | | | | | | | | | | | | | | | | |
| 25763 | MIRYANG | 10/23/1969 | Active | 65 | 4 | 0 | 4 | 6.56% | 61 | | 0 | | | N | P,S,T,M,VP SC | 1 | |
| 67129 | MIRYANG ARANG | 01/27/2003 | Active | 10 | 1 | 0 | 1 | 11.11% | 16 | | 5 | | | R | P,T,M,VP,SC | 3 | |
| Exc Award (06/30/2020, 06/30/2023) | | | | | | | | | | | | | | | | | |
| 50430 | MIRYANG-KUN SAM NANG JIN | 04/16/1990 | Active | 29 | 1 | 2 | -1 | -3.33% | 31 | 2 | 0 | | | N | P,T,M,VP,SC | 24+ | |
| Exc Award (06/30/2023) | | | | | | | | | | | | | | | | | |
| 76072 | NAM CHANGWON | 06/25/2003 | Active | 49 | 1 | 0 | 1 | 2.08% | 53 | | 4 | | | | P,S,T,M,VP SC | 0 | \$1,300.00 |
| Exc Award (06/30/2023) | | | | | | | | | | | | | | | | | |



Club Health Assessment for District 355 C through December 2024

| | | | Status | | Membership | | | | | | Reports | | | | | Finance | | LCIF | | |
|---|---------------------|---------------------------|---|-----------------------------|-----------------------------|-------------------|---------------------|------------------|---|-------------------------------|--|-------------------------------------|------------------------------------|----------------------------------|---|--|---------------------------|-----------------------------------|----------------------------------|--|
| Club Number | Club Name | Charter Date | | | Current Member Count | YTD Members Added | YTD Members Dropped | YTD Net Growth | YTD Net Growth% | Member Count 12 Months Ago | Avg. length of service for dropped members | Months Since Last MMR *** | Yrs. Since Last Officer Report | President Rotation | Vice President Reported **** | Months Since Last Activity Report *** | Account Balance | Donations for current Fiscal Year | | |
| | | | Number of times on status quo within last two years | | If below 15 members appears | | | | If net loss is greater than 20% appears | | | If no report in 3 months appears in | When more than one year appears in | Number of repeat terms | Notes the officers that do not have an active | If no report at 12 months appears in red | | | | |
| 36021 | NAMJI L C | 08/08/1978 | Active | | 23 | 0 | 5 | -5 | -17.86% | 31 | 9 | 0 | | | N | S,T,M,VP,SC | 6 | | | |
| Exc Award (06/30/2021, 06/30/2023) | | | | | | | | | | | | | | | | | | | | |
| 34417 | NEW CHANG WON L C | 08/19/1977 | Active | | 30 | 0 | 0 | 0 | 0.00% | 30 | | 7 | | 2 | N | P,S,T,M,VP SC | 4 | | | |
| 34784 | NEW JIN HAE L C | 12/05/1977 | Active | | 47 | 8 | 6 | 2 | 4.44% | 41 | 2 | 0 | | | N | P,S,T,M,VP SC | 3 | | | |
| Exc Award (06/30/2017, 06/30/2023, 06/30/20 | | | | | | | | | | | | | | | | | | | | |
| 32758 | NEW MASAN | 09/30/1976 | Active | | 44 | 6 | 1 | 5 | 12.82% | 38 | 1 | 2 | | | N | P,S,T,M,VP SC | 0 | \$3,000.00 | | |
| 35243 | SAE GEOJE | 03/06/1978 | Active | | 34 | 3 | 2 | 1 | 3.03% | 41 | 11 | 1 | | | N | S,T,M,VP,SC | 0 | \$2,300.00 | | |
| Exc Award (06/30/2023) | | | | | | | | | | | | | | | | | | | | |
| 48088 | SAE GIM HAE | 01/21/1988 | Active | | 21 | 1 | 6 | -5 | -19.23% | 23 | 9 | 0 | | | | P,S,T,M,VP SC | 21 | | | |
| Exc Award (06/30/2021) | | | | | | | | | | | | | | | | | | | | |
| 45205 | SAE KO SUNG | 06/25/1985 | Active | | 32 | 0 | 2 | -2 | -5.88% | 41 | 8 | 5 | | | N | T,M,VP,SC | 15 | \$3,000.00 | | |
| Exc Award (06/30/2023) | | | | | | | | | | | | | | | | | | | | |
| 40278 | SOOSAN | 07/28/1981 | Active | | 41 | 0 | 0 | 0 | 0.00% | 38 | | 6 | | | N | P,S,T,M,VP SC | 10 | | | |
| Exc Award (06/30/2023, 06/30/2024) | | | | | | | | | | | | | | | | | | | | |
| 25789 | TONG YUNG | 05/26/1963 | Active | | 39 | 0 | 6 | -6 | -13.33% | 46 | 6 | 1 | | | N | P,S,T,M,VP SC | 0 | | | |
| Exc Award (06/30/2023, 06/30/2024) | | | | | | | | | | | | | | | | | | | | |
| 82858 | TONGYEONG DONGBAEG | 06/28/2004 | Active | | 42 | 2 | 8 | -6 | -12.50% | 45 | 4 | 2 | | | N | P,S,T,M,VP SC | 0 | | | |
| Exc Award (06/30/2020, 06/30/2023) | | | | | | | | | | | | | | | | | | | | |
| 35096 | YOKJI L C | 02/20/1978 | Active | | 13 | 3 | 3 | 0 | 0.00% | 15 | 9 | 2 | | | N | P,S,T,M,VP SC | 2 | | | |
| 47798 | YONGMA | 10/20/1987 | Active | | 40 | 1 | 1 | 0 | 0.00% | 42 | 6 | 1 | | | | P,S,T,M,VP SC | 1 | \$4,500.00 | | |
| Exc Award (06/30/2017, 06/30/2024) | | | | | | | | | | | | | | | | | | | | |
| Current Total Clubs Count | YTD New Clubs Count | YTD Cancelled Clubs Count | YTD Net Club Gain | Current Total Members Count | YTD Add | YTD Drop | YTD Net Growth | YTD Net Growth % | Member Count 12 Months Ago | Average Member Count Per Club | % of Clubs with less than 20 members | % No MMR in 3 Months | % No Officer Report in 12 Months | % of Clubs with balance 90+ days | Number of Clubs in Status Quo | % Status Quo Clubs in Financial Suspension | Number of Cancelled Clubs | Average Cancelled Club Age | Members Lost Due to Cancellation | % of Clubs Cancelled for Non-Financial Reasons |
| 103 | 0 | 1 | -1 | 4,701 | 388 | 321 | 67 | 1.45% | 4,789 | 46 | 5% | 27% | 0% | 0% | 0 | 0% | 1 | 7 | 13 | 0% |



Club Health Assessment for District 355 C through December 2024

| | | | Status | Membership | | | | | | Reports | | | | | Finance | LCIF | |
|-------------|-----------|--------------|---|-----------------------------|-------------------|---------------------|----------------|---|----------------------------|--|-------------------------------------|------------------------------------|------------------------|---|--|-----------------|-----------------------------------|
| Club Number | Club Name | Charter Date | | Current Member Count | YTD Members Added | YTD Members Dropped | YTD Net Growth | YTD Net Growth% | Member Count 12 Months Ago | Avg. length of service for dropped members | Months Since Last MMR *** | Yrs. Since Last Officer Report | President Rotation | Vice President Reported **** | Months Since Last Activity Report *** | Account Balance | Donations for current Fiscal Year |
| | | | Number of times on status quo within last two years | If below 15 members appears | | | | If net loss is greater than 20% appears | | | If no report in 3 months appears in | When more than one year appears in | Number of repeat terms | Notes the officers that do not have an active | If no report at 12 months appears in red | | |

* - P - Priority Club. Cancellation Reasons: 1-Objectives/conduct, 2-Non-active club, 5-Non-existing club, 6-Disbanding, 7-Merger, 8-Financial Suspension, 9-District/Multiple District Dues.
** - Abbreviation: P-President, S-Secretary, T-Treasurer, M-Member Chairperson, VP-First Vice President, MC-Communications Chairperson, SC-Service Chairperson
*** - Abbreviation: N/R - Never reported using the Lions Clubs website, N/A - Not applicable, No password registered for the Lions Clubs website.
**** - Abbreviation: N - New, IP - Immediate Past, R - Repeat.



Club Health Assessment for District 355 D through December 2024

| | | | Status | Membership | | | | | | | Reports | | | | | Finance | | LCIF |
|-------------------------------|-----------------|--------------|---|-----------------------------|-------------------|---------------------|---|-----------------|----------------------------|--|---------------------------|------------------------------------|------------------------|---|---------------------------------------|--|-----------------------------------|------|
| Club Number | Club Name | Charter Date | | Current Member Count | YTD Members Added | YTD Members Dropped | YTD Net Growth | YTD Net Growth% | Member Count 12 Months Ago | Avg. length of service for dropped members | Months Since Last MMR *** | Yrs. Since Last Officer Report | President Rotation | Vice President Reported **** | Months Since Last Activity Report *** | Account Balance | Donations for current Fiscal Year | |
| | | | Number of times on status quo within last two years | If below 15 members appears | | | If net loss is greater than 20% appears | | | If no report in 3 months appears in | | When more than one year appears in | Number of repeat terms | Notes the officers that do not have an active | | If no report at 12 months appears in red | | |
| Clubs less than two years old | | | Newly Chartered | 31 | 31 | 0 | 31 | 100.00% | 0 | 2 | | | | M,VP,SC | N/R | | | |
| 178774 | Ulsan Boram | 09/24/2024 | | 8 | 6 | 8 | -2 | -20.00% | 27 | 5 | 2 | | | P,S,T,M,VP SC | N/R | | | |
| Clubs more than two years old | | | Active | 33 | 2 | 1 | 1 | 3.13% | 34 | 9 | 0 | | N | P,S,T,M,VP SC | 24+ | | \$100.00 | |
| 60629 | BAEK DOO | 04/07/1998 | | 40 | 5 | 1 | 4 | 11.11% | 35 | 6 | 0 | | N | P,S,T,M,VP SC | 24+ | | \$5,300.00 | |
| 57327 | BAEK YANG | 09/08/1995 | 26 | 16 | 2 | 14 | 116.67% | 16 | 2 | 0 | | R | P,S,T,M,VP SC | 24+ | | \$200.00 | | |
| 53543 | BUK ULSAN | 07/21/1992 | 29 | 8 | 2 | 6 | 26.09% | 23 | 1 | 0 | | N | P,S,T,M,VP SC | 24+ | | \$300.00 | | |
| 51313 | CHEU YONG L C | 02/11/1991 | 47 | 3 | 0 | 3 | 6.82% | 50 | | 1 | | N | P,S,T,M,SC | 24+ | | \$610.00 | | |
| 56120 | CHUN SUNG MJF | 09/30/1994 | 18 | 3 | 1 | 2 | 12.50% | 15 | 7 | 1 | | 2 | N | P,S,T,M,VP SC | 24+ | | | |
| 58207 | DAE WANG | 04/26/1996 | 23 | 9 | 0 | 9 | 64.29% | 19 | | 3 | | N | P,S,T,M,VP SC | 24+ | | \$300.00 | | |
| 59604 | DONG BAEK | 05/27/1997 | 14 | 0 | 1 | -1 | -6.67% | 11 | 13 | 0 | 1 | None | P,S,T,M,VP SC | 24+ | | | | |
| 30390 | DONG ULSAN | 03/10/1975 | 15 | 3 | 2 | 1 | 7.14% | 14 | 1 | 0 | | | P,S,T,M,VP SC | 24+ | | \$400.00 | | |
| 57954 | EHWA | 03/07/1996 | 13 | 3 | 2 | 1 | 8.33% | 12 | 2 | 0 | | 2 | R | P,S,T,M,VP SC | 24+ | \$100.00 | | |
| 52031 | HAK SUNG | 09/23/1991 | 27 | 6 | 0 | 6 | 28.57% | 22 | | 3 | | N | P,S,T,M,VP SC | 24+ | | \$400.00 | | |
| 57328 | HAM WOUL | 09/08/1995 | 58 | 5 | 3 | 2 | 3.57% | 61 | 16 | 3 | | N | P,S,T,M,VP SC | 24+ | | \$100.00 | | |
| 59163 | HAN UL | 02/24/1997 | 32 | 2 | 1 | 1 | 3.23% | 32 | 7 | 0 | | N | P,S,T,M,VP SC | 24+ | | \$200.00 | | |
| 58135 | HWANG RYONG MJF | 04/15/1996 | 20 | 4 | 0 | 4 | 25.00% | 17 | | 4 | | N | P,S,T,M,VP SC | 24+ | | | | |
| 57955 | IL SONG | 03/07/1996 | 29 | 4 | 0 | 4 | 16.00% | 28 | | 3 | | N | P,S,T,M,VP SC | 24+ | | | | |
| 98305 | JUNG ULJU | 01/17/2007 | 60 | 10 | 2 | 8 | 15.38% | 54 | 1 | 2 | | N | S,T,M,VP,SC | 24+ | | \$1,200.00 | | |
| 57653 | JUNG ULSAN | 12/27/1995 | 29 | 2 | 0 | 2 | 7.41% | 25 | | 4 | | 3 | S,T,M,VP,SC | 24+ | | | | |
| 58217 | KWANG ULSAN | 04/26/1996 | 54 | 3 | 3 | 0 | 0.00% | 60 | 14 | 0 | | N | P,S,T,M,VP SC | 24+ | | | | |
| 49982 | MOO RYONG | 11/20/1989 | 31 | 2 | 3 | -1 | -3.13% | 33 | 1 | 2 | | N | P,S,T,M,VP SC | 24+ | | \$5,300.00 | | |
| 50099 | MOOGOOGHWA | 01/15/1990 | 30 | 7 | 3 | 4 | 15.38% | 25 | 6 | 1 | | N | P,S,T,M,VP SC | 24+ | | | | |
| 55980 | MOON SOO | 07/08/1994 | | | | | | | | | | | | | | | | |



Club Health Assessment for District 355 D through December 2024

| | | | Status | Membership | | | | | | | Reports | | | | | Finance | | LCIF | |
|-------------|--------------------|--------------|---|-----------------------------|-------------------|---------------------|----------------|-----------------|---|--|---------------------------|--------------------------------|-------------------------------------|------------------------------------|---------------------------------------|---|-----------------------------------|------------|--|
| Club Number | Club Name | Charter Date | | Current Member Count | YTD Members Added | YTD Members Dropped | YTD Net Growth | YTD Net Growth% | Member Count 12 Months Ago | Avg. length of service for dropped members | Months Since Last MMR *** | Yrs. Since Last Officer Report | President Rotation | Vice President Reported **** | Months Since Last Activity Report *** | Account Balance | Donations for current Fiscal Year | | |
| | | | Number of times on status quo within last two years | If below 15 members appears | | | | | If net loss is greater than 20% appears | | | | If no report in 3 months appears in | When more than one year appears in | Number of repeat terms | Notes the officers that do not have an active | If no report at 12 months red | | |
| 61770 | MUL GUM | 04/05/1999 | Active | 53 | 2 | 2 | 0 | 0.00% | 56 | 7 | 2 | | | N | P,S,T,M,VP SC | 24+ | | \$200.00 | |
| 35095 | NAM ULJOO L C | 02/20/1978 | Active | 30 | 5 | 1 | 4 | 15.38% | 26 | 28 | 0 | | 2 | R | P,S,T,M,VP SC | 24+ | | | |
| 39748 | NAM ULSAN L C | 04/07/1981 | Active | 18 | 2 | 0 | 2 | 12.50% | 11 | | 3 | | | N | P,S,T,M,VP SC | 24+ | | | |
| 36618 | SAE ULSAN L C | 02/23/1979 | Active | 17 | 4 | 5 | -1 | -5.56% | 20 | 2 | 0 | | | N | P,S,T,M,VP SC | 24+ | | | |
| 52663 | SEO ULSAN | 03/02/1992 | Active | 26 | 0 | 2 | -2 | -7.14% | 30 | 7 | 0 | | | | P,S,T,M,VP SC | 24+ | | \$100.00 | |
| 89492 | SHIN YANGSAN MJF | 10/24/2005 | Active | 62 | 1 | 3 | -2 | -3.13% | 65 | 10 | 3 | | | N | P,S,T,M,VP SC | 24+ | | | |
| 58628 | TAE GUK | 08/02/1996 | Cancelled(8*) | 0 | 0 | 8 | -8 | -100.00% | 14 | 15 | 0 | 1 | None | | P,S,T,M,VP SC | 24+ | 90+ Days | | |
| 49983 | TAE HWA | 11/20/1989 | Active | 45 | 8 | 2 | 6 | 15.38% | 42 | 1 | 0 | | | N | P,S,T,M,VP SC | 24+ | | \$100.00 | |
| 56675 | TONG DO | 03/13/1995 | Active | 37 | 0 | 2 | -2 | -5.13% | 36 | 29 | 0 | | | N | P,S,T,M,VP SC | 24+ | | | |
| 25791 | ULJOO EONYANG | 11/19/1973 | Active | 21 | 0 | 4 | -4 | -16.00% | 29 | 31 | 0 | | | N | P,S,T,M,VP SC | 24+ | | \$200.00 | |
| 54832 | ULKEE | 08/20/1993 | Active | 25 | 1 | 0 | 1 | 4.17% | 28 | | 4 | | | N | P,S,T,M,VP SC | 24+ | | \$1,100.00 | |
| 25792 | ULSAN | 10/09/1965 | Active | 32 | 1 | 3 | -2 | -5.88% | 34 | 7 | 1 | | | N | P,S,T,M,VP SC | 24+ | | | |
| 126392 | Ulsan Angel | 01/15/2016 | Active | 28 | 4 | 1 | 3 | 12.00% | 20 | 1 | 3 | | | N | P,S,T,M,VP SC | N/A | | \$100.00 | |
| 145849 | Ulsan Blue | 04/07/2021 | Active | 24 | 3 | 2 | 1 | 4.35% | 23 | 3 | 1 | | | N | P,S,T,M,VP SC | N/A | | | |
| 106314 | ULSAN CHEONG LIM | 08/19/2009 | Active | 13 | 9 | 7 | 2 | 18.18% | 22 | 3 | 0 | | | | P,S,T,M,VP SC | 24+ | | \$100.00 | |
| 97098 | ULSAN CHUN JA BONG | 05/08/2006 | Active(1) | 18 | 0 | 0 | 0 | 0.00% | 18 | | 9 | | | N | P,S,T,M,VP SC | 24+ | | \$100.00 | |
| 58208 | ULSAN CHUNG RYOUNG | 04/26/1996 | Active | 17 | 2 | 8 | -6 | -26.09% | 25 | 4 | 3 | | | | P,S,T,M,VP SC | 24+ | | \$100.00 | |
| 93600 | ULSAN CHUNJI | 01/10/2006 | Active | 20 | 6 | 16 | -10 | -33.33% | 35 | 7 | 0 | | | N | P,S,T,M,VP SC | 24+ | | \$1,300.00 | |
| 106915 | ULSAN DAE SUNG | 12/01/2009 | Cancelled(6*) | 0 | 0 | 0 | 0 | 0.00% | 18 | | 6 | 1 | None | | P,S,T,M,VP SC | 24+ | | | |
| 122521 | Ulsan Daemyung | 06/25/2014 | Active | 56 | 2 | 5 | -3 | -5.08% | 64 | 5 | 5 | | | N | P,S,T,M,VP SC | 24+ | | \$2,200.00 | |
| 58209 | ULSAN DH | 04/26/1996 | Active | 40 | 7 | 6 | 1 | 2.56% | 40 | 1 | 1 | | | N | P,S,T,M,VP SC | 24+ | | \$200.00 | |
| 77488 | ULSAN DONG IN PMJF | 08/28/2003 | Active | 27 | 5 | 1 | 4 | 17.39% | 23 | 1 | 2 | | | N | P,S,T,M,VP SC | 24+ | | \$100.00 | |
| 58339 | ULSAN DONGDAE | 05/17/1996 | Cancelled(6*) | 0 | 0 | 0 | 0 | 0.00% | 33 | | 5 | 1 | None | | P,S,T,M,VP SC | 24+ | | | |
| 75990 | ULSAN DONGEUI MJF | 06/26/2003 | Active | 33 | 2 | 7 | -5 | -13.16% | 32 | 5 | 0 | | | N | P,S,T,M,VP SC | 24+ | | \$200.00 | |
| 77992 | ULSAN GANG NAM | 12/29/2003 | Active | 29 | 4 | 1 | 3 | 11.54% | 27 | 2 | 5 | | | N | P,S,T,M,VP SC | 24+ | | \$300.00 | |



Club Health Assessment for District 355 D through December 2024

| | | | Status | Membership | | | | | | | Reports | | | | | Finance | LCIF |
|-------------|------------------|--------------|---|-----------------------------|-------------------|---------------------|----------------|---|----------------------------|--|-------------------------------------|------------------------------------|------------------------|---|---------------------------------------|-----------------|-----------------------------------|
| Club Number | Club Name | Charter Date | | Current Member Count | YTD Members Added | YTD Members Dropped | YTD Net Growth | YTD Net Growth% | Member Count 12 Months Ago | Avg. length of service for dropped members | Months Since Last MMR *** | Yrs. Since Last Officer Report | President Rotation | Vice President Reported **** | Months Since Last Activity Report *** | Account Balance | Donations for current Fiscal Year |
| | | | Number of times on status quo within last two years | If below 15 members appears | | | | If net loss is greater than 20% appears | | | If no report in 3 months appears in | When more than one year appears in | Number of repeat terms | Notes the officers that do not have an active | If no report at 12 months red | | |
| 97852 | ULSAN GEUMGANG | 10/20/2006 | Active | 35 | 0 | 1 | -1 | -2.78% | 39 | 10 | 3 | | | P,S,T,M,VP SC | 24+ | 90+ Days | |
| 153274 | Ulsan Gongju | 12/21/2022 | Active | 26 | 5 | 0 | 5 | 23.81% | 27 | | 4 | | N | P,S,T,M,VP SC | N/A | | |
| 82433 | ULSAN HAE SONG | 05/24/2004 | Active | 27 | 3 | 4 | -1 | -3.57% | 26 | 3 | 0 | | N | P,S,T,M,VP SC | 24+ | | \$100.00 |
| 64052 | ULSAN HONG IK | 03/09/2001 | Active | 23 | 4 | 1 | 3 | 15.00% | 24 | 12 | 0 | | | P,S,T,M,VP SC | 24+ | | \$100.00 |
| 104484 | ULSAN HWARANG | 01/20/2009 | Active | 34 | 3 | 1 | 2 | 6.25% | 38 | 16 | 3 | | N | P,S,T,M,VP SC | 24+ | | \$200.00 |
| 62787 | ULSAN JANG MI | 02/11/2000 | Active | 13 | 0 | 2 | -2 | -13.33% | 17 | 1 | 0 | | | P,S,T,M,VP SC | 24+ | | |
| 136969 | Ulsan Jasung | 12/04/2018 | Active | 23 | 4 | 1 | 3 | 15.00% | 20 | 1 | 0 | | N | P,S,T,M,VP SC | N/A | | |
| 56606 | ULSAN JEIL | 03/07/1995 | Active(3) | 0 | 0 | 0 | 0 | 0.00% | 11 | | 6 | | None | P,S,T,M,VP SC | 24+ | | |
| 140025 | Ulsan Juk Lim | 10/25/2019 | Active | 13 | 9 | 4 | 5 | 62.50% | 9 | 1 | 0 | | N | P,S,T,M,VP SC | N/A | | \$800.00 |
| 34483 | ULSAN JUNGANG | 09/08/1977 | Active | 16 | 0 | 0 | 0 | 0.00% | 16 | | 9 | | | P,S,T,M,VP SC | 24+ | | \$200.00 |
| 58210 | ULSAN JUNGBOO | 04/26/1996 | Active(1) | 26 | 5 | 2 | 3 | 13.04% | 20 | 2 | 0 | | N | P,S,T,M,VP SC | 24+ | | \$200.00 |
| 115818 | ULSAN KTX | 01/11/2012 | Active | 20 | 0 | 3 | -3 | -13.04% | 25 | 4 | 0 | | N | P,S,T,M,VP SC | N/A | | \$2,300.00 |
| 103798 | ULSAN LEADERS | 10/24/2008 | Active | 15 | 1 | 3 | -2 | -11.76% | 21 | 8 | 0 | | N | P,S,T,M,VP SC | 24+ | | |
| 97623 | ULSAN M.J.F. | 08/14/2006 | Active | 23 | 0 | 0 | 0 | 0.00% | 23 | | 9 | | | P,S,T,M,VP SC | 24+ | | \$100.00 |
| 78210 | ULSAN MOK HWA | 02/11/2004 | Active | 43 | 7 | 7 | 0 | 0.00% | 45 | 3 | 0 | | N | P,S,T,M,VP SC | 24+ | | \$6,300.00 |
| 103435 | ULSAN MOON & SUN | 08/14/2008 | Active | 24 | 12 | 4 | 8 | 50.00% | 20 | 2 | 1 | | N | P,S,T,M,VP SC | 24+ | | \$200.00 |
| 126391 | Ulsan MVC | 12/30/2015 | Active | 20 | 1 | 3 | -2 | -9.09% | 24 | 5 | 0 | | N | P,S,T,M,VP SC | 24+ | | \$1,000.00 |
| 65201 | ULSAN O-SUNG | 04/12/2002 | Active | 32 | 3 | 1 | 2 | 6.67% | 32 | 7 | 0 | | N | P,S,T,M,VP SC | 24+ | | |
| 106172 | ULSAN SAMSIN | 07/28/2009 | Active | 25 | 0 | 3 | -3 | -10.71% | 32 | 4 | 4 | | N | P,S,T,M,SC | 24+ | | \$100.00 |
| 65196 | ULSAN SAT BYUL | 04/12/2002 | Active | 18 | 4 | 2 | 2 | 12.50% | 27 | 5 | 1 | | | P,S,T,M,VP SC | 24+ | \$1,000.00 | |
| 56538 | ULSAN SEOBOO | 02/17/1995 | Active | 118 | 9 | 3 | 6 | 5.36% | 115 | 3 | 1 | | N | P,S,T,M,VP SC | 24+ | \$1,100.00 | |
| 152307 | Ulsan Shin Hwa | 09/01/2022 | Active | 17 | 9 | 2 | 7 | 70.00% | 14 | 1 | 1 | | | R | P,S,T,M,VP SC | N/R | |
| 108266 | ULSAN SONGHAK | 05/05/2010 | Cancelled(6*) | 0 | 0 | 0 | 0 | 0.00% | 16 | | 3 | 1 | None | P,S,T,M,VP SC | 24+ | | |
| 68795 | ULSAN SOO JUNG | 05/13/2003 | Active | 47 | 7 | 6 | 1 | 2.17% | 48 | 2 | 0 | | N | P,S,T,M,VP SC | 24+ | \$400.00 | |
| 78350 | ULSAN SOO RYUN | 02/25/2004 | Active | 25 | 3 | 4 | -1 | -3.85% | 26 | 8 | 1 | | | N | P,S,T,M,VP SC | 24+ | \$300.00 |



Club Health Assessment for District 355 D through December 2024

| | | | | Status | | Membership | | | | | | Reports | | | | | Finance | | LCIF | |
|---------------------------|---------------------|---------------------------|---|-----------------------------|---|-------------------|---------------------|------------------|----------------------------|-------------------------------------|--|------------------------------------|----------------------------------|---|-------------------------------|--|---------------------------|-----------------------------------|----------------------------------|--|
| Club Number | Club Name | Charter Date | | | Current Member Count | YTD Members Added | YTD Members Dropped | YTD Net Growth | YTD Net Growth% | Member Count 12 Months Ago | Avg. length of service for dropped members | Months Since Last MMR *** | Yrs. Since Last Officer Report | President Rotation | Vice President Reported **** | Months Since Last Activity Report *** | Account Balance | Donations for current Fiscal Year | | |
| | | | Number of times on status quo within last two years | If below 15 members appears | If net loss is greater than 20% appears | | | | | If no report in 3 months appears in | | When more than one year appears in | Number of repeat terms | Notes the officers that do not have an active | | If no report at 12 months appears in red | | | | |
| 85921 | ULSAN SUL ROC | 03/18/2005 | Active | 9 | 2 | 1 | 1 | 12.50% | 11 | 4 | | 2 | | | N | P,S,T,M,VP SC | 24+ | 90+ Days | | |
| 68905 | ULSAN TAE YANG | 06/10/2003 | Active | 23 | 0 | 0 | 0 | 0.00% | 25 | | | 8 | | | N | P,S,T,M,VP SC | 24+ | | | |
| 132605 | Ulsan The One | 09/13/2017 | Active | 47 | 12 | 1 | 11 | 30.56% | 49 | 7 | | 1 | | | N | P,S,T,M,VP SC | 24+ | | | |
| 133614 | Ulsan the Queen | 01/12/2018 | Active | 39 | 13 | 2 | 11 | 39.29% | 37 | 0 | | 1 | | | N | P,S,T,M,VP SC | N/A | | | |
| 144790 | Ulsan We | 01/06/2021 | Active | 17 | 4 | 15 | -11 | -39.29% | 32 | 1 | | 0 | | | N | P,S,T,M,VP SC | N/A | | | |
| 67644 | ULSAN YEO MYUNG | 04/08/2003 | Active | 46 | 10 | 0 | 10 | 27.78% | 37 | | | 0 | | | N | P,S,T,M,VP SC | 24+ | | | |
| 48980 | UNG SANG | 10/24/1988 | Active | 51 | 1 | 2 | -1 | -1.92% | 55 | 7 | | 4 | | | N | P,S,T,M,VP SC | 24+ | | | |
| 67130 | UNG SANG CHUL JJUK | 01/27/2003 | Active | 30 | 3 | 0 | 3 | 11.11% | 29 | | | 0 | | | N | P,S,T,M,VP SC | 24+ | | | |
| 132269 | Ungsang Hoeya | 07/24/2017 | Active | 19 | 9 | 3 | 6 | 46.15% | 17 | 1 | | 0 | | | N | P,S,T,M,VP SC | N/A | | | |
| 103956 | UNGSANG UBUL | 11/12/2008 | Active | 36 | 3 | 4 | -1 | -2.70% | 39 | 3 | | 0 | | | N | P,S,T,M,VP SC | 24+ | | | |
| 29823 | YANG SAN | 09/16/1974 | Active | 62 | 2 | 1 | 1 | 1.64% | 66 | 20 | | 2 | | | N | P,S,T,M,VP SC | 24+ | | | |
| 65500 | YANGSAN LEE POP | 06/12/2002 | Active | 62 | 6 | 3 | 3 | 5.08% | 65 | 17 | | 1 | | | N | P,S,T,M,VP SC | 24+ | | | |
| 132768 | Yangsang Mae Hwa | 09/29/2017 | Active | 16 | 4 | 8 | -4 | -20.00% | 25 | 2 | | 1 | | 2 | N | P,S,T,M,VP SC | N/A | | | |
| 111903 | YANGSAN MORKRYUN | 08/05/2011 | Active | 36 | 10 | 0 | 10 | 38.46% | 30 | | | 0 | | | N | P,S,T,M,VP SC | N/A | | | |
| 78082 | YANGSAN WON HYO | 01/20/2004 | Active | 28 | 0 | 2 | -2 | -6.67% | 30 | 1 | | 3 | | | N | P,S,T,M,VP SC | 24+ | | | |
| 126050 | Yangsang Yeonhwa | 10/27/2015 | Active | 55 | 0 | 2 | -2 | -3.51% | 69 | 3 | | 0 | | | N | P,S,T,M,VP SC | N/A | | | |
| Current Total Clubs Count | YTD New Clubs Count | YTD Cancelled Clubs Count | YTD Net Club Gain | Current Total Members Count | YTD Add | YTD Drop | YTD Net Growth | YTD Net Growth % | Member Count 12 Months Ago | Average Member Count Per Club | % of Clubs with less than 20 members | % No MMR in 3 Months | % No Officer Report in 12 Months | % of Clubs with balance 90+ days | Number of Clubs in Status Quo | % Status Quo Clubs in Financial Suspension | Number of Cancelled Clubs | Average Cancelled Club Age | Members Lost Due to Cancellation | % of Clubs Cancelled for Non-Financial Reasons |
| 84 | 1 | 4 | -3 | 2,577 | 370 | 222 | 148 | 6.09% | 2,715 | 31 | 25% | 29% | 1% | 2% | 0 | 0% | 4 | 21 | 8 | 75% |

* - P - Priority Club. Cancellation Reasons: 1-Objectives/conduct, 2-Non-active club, 5-Non-existing club, 6-Disbanding, 7-Merger, 8-Financial Suspension, 9-District/Multiple District Dues.

** - Abbreviation: P-President, S-Secretary, T-Treasurer, M-Member Chairperson, VP-First Vice President, MC-Communications Chairperson, SC-Service Chairperson

*** - Abbreviation: N/R - Never reported using the Lions Clubs website, N/A - Not applicable, No password registered for the Lions Clubs website.

**** - Abbreviation: N - New, IP - Immediate Past, R - Repeat.



Club Health Assessment for District 355 E through December 2024

| | | | Status | Membership | | | | | | | Reports | | | | | Finance | | LCIF |
|------------------------------------|-------------------|--------------|---|-----------------------------|-------------------|---------------------|----------------|---|----------------------------|--|-------------------------------------|------------------------------------|------------------------|---|---------------------------------------|-----------------|-----------------------------------|------------|
| Club Number | Club Name | Charter Date | | Current Member Count | YTD Members Added | YTD Members Dropped | YTD Net Growth | YTD Net Growth% | Member Count 12 Months Ago | Avg. length of service for dropped members | Months Since Last MMR *** | Yrs. Since Last Officer Report | President Rotation | Vice President Reported **** | Months Since Last Activity Report *** | Account Balance | Donations for current Fiscal Year | |
| | | | Number of times on status quo within last two years | If below 15 members appears | | | | If net loss is greater than 20% appears | | | If no report in 3 months appears in | When more than one year appears in | Number of repeat terms | Notes the officers that do not have an active | If no report at 12 months red | | | |
| Clubs less than two years old | | | | | | | | | | | | | | | | | | |
| 173178 | Jinju Four Wheels | 07/03/2024 | Active | 21 | 21 | 0 | 21 | 100.00% | 0 | | 5 | | | N | M,SC | N/A | 90+ Days | \$2,005.69 |
| 176951 | Jinju Geojin | 07/31/2024 | Cancelled(1*) | 0 | 25 | 25 | 0 | 0.00% | 0 | 10 | 0 | | None | P,S,T,M,VP SC | N/A | 90+ Days | | |
| 155880 | Jinju Shinsegae | 09/06/2023 | Active | 23 | 4 | 2 | 2 | 9.52% | 20 | 1 | 4 | 1 | None | P,S,T,M,VP SC | N/A | | | |
| Clubs more than two years old | | | | | | | | | | | | | | | | | | |
| 31315 | CHANGSEON | 10/28/1975 | Active | 29 | 2 | 0 | 2 | 7.41% | 27 | | 5 | 1 | None | P,S,T,M,VP SC | 24+ | | | |
| Exc Award (06/30/2019) | | | | | | | | | | | | | | | | | | |
| 45946 | CHINJU NAM GA RAM | 03/10/1986 | Active | 17 | 0 | 0 | 0 | 0.00% | 17 | | 9 | 1 | None | P,S,T,M,VP SC | 23 | 90+ Days | | |
| 57652 | CHINJU SEONG | 12/27/1995 | Active | 77 | 1 | 0 | 1 | 1.32% | 74 | | 4 | 1 | None | P,S,T,M,VP SC | 24+ | | | |
| Exc Award (06/30/2016, 06/30/2018) | | | | | | | | | | | | | | | | | | |
| 58606 | DU RYOO | 07/24/1996 | Active(1) | 52 | 2 | 1 | 1 | 1.96% | 51 | 17 | 3 | 1 | None | P,S,T,M,VP SC | 24+ | | | |
| Exc Award (06/30/2017, 06/30/2018) | | | | | | | | | | | | | | | | | | |
| 49026 | GEOCHANG DONG BOO | 11/14/1988 | Active | 32 | 1 | 5 | -4 | -11.11% | 36 | 14 | 0 | 1 | None | P,S,T,M,VP SC | 24+ | | \$30,001.96 | |
| 46658 | GEOCHANG JUNGANG | 11/03/1986 | Active | 57 | 2 | 2 | 0 | 0.00% | 57 | 7 | 0 | 1 | None | P,S,T,M,VP SC | 24+ | | | |
| Exc Award (06/30/2018) | | | | | | | | | | | | | | | | | | |
| 35094 | GEOCHANG L C | 02/22/1978 | Active | 70 | 0 | 0 | 0 | 0.00% | 69 | | 9 | 1 | None | P,S,T,M,VP SC | 23 | 90+ Days | | |
| Exc Award (06/30/2019) | | | | | | | | | | | | | | | | | | |
| 66678 | GEOCHANG MOKRYUN | 10/08/2002 | Active | 16 | 1 | 4 | -3 | -15.79% | 19 | 22 | 0 | 1 | None | P,S,T,M,VP SC | 23 | | | |
| Exc Award (06/30/2018, 06/30/2019) | | | | | | | | | | | | | | | | | | |
| 25748 | HADONG | 02/01/1968 | Active(1) | 26 | 2 | 0 | 2 | 8.33% | 24 | | 5 | 1 | None | P,S,T,M,VP SC | 24+ | | | |
| 67024 | HADONG NOGHYANG | 12/30/2002 | Active | 26 | 2 | 1 | 1 | 4.00% | 25 | 6 | 1 | 1 | None | P,S,T,M,VP SC | 24+ | 90+ Days | | |
| Exc Award (06/30/2019) | | | | | | | | | | | | | | | | | | |
| 34699 | HAMYANG L C | 11/16/1977 | Active(2) | 39 | 0 | 3 | -3 | -7.14% | 43 | 15 | 0 | 1 | None | P,S,T,M,VP SC | 24+ | | | |
| Exc Award (06/30/2018) | | | | | | | | | | | | | | | | | | |
| 99980 | HAMYANG YEONHWA | 08/01/2007 | Active | 45 | 1 | 2 | -1 | -2.17% | 46 | 3 | 0 | 1 | None | P,S,T,M,VP SC | 24+ | | | |
| Exc Award (06/30/2019) | | | | | | | | | | | | | | | | | | |
| 84896 | HAPCHEON NAMBU | 02/23/2005 | Active | 19 | 0 | 0 | 0 | 0.00% | 20 | | 9 | 1 | None | P,S,T,M,VP SC | 24+ | | | |
| Exc Award (06/30/2018) | | | | | | | | | | | | | | | | | | |



Club Health Assessment for District 355 E through December 2024

| | | | Status | Membership | | | | | | | Reports | | | | | Finance | | LCIF |
|--|-------------------------|--------------|---|-----------------------------|-------------------|---------------------|----------------|---|----------------------------|--|-------------------------------------|------------------------------------|------------------------|---|--|-----------------|-----------------------------------|------|
| Club Number | Club Name | Charter Date | | Current Member Count | YTD Members Added | YTD Members Dropped | YTD Net Growth | YTD Net Growth% | Member Count 12 Months Ago | Avg. length of service for dropped members | Months Since Last MMR *** | Yrs. Since Last Officer Report | President Rotation | Vice President Reported **** | Months Since Last Activity Report *** | Account Balance | Donations for current Fiscal Year | |
| | | | Number of times on status quo within last two years | If below 15 members appears | | | | If net loss is greater than 20% appears | | | If no report in 3 months appears in | When more than one year appears in | Number of repeat terms | Notes the officers that do not have an active | If no report at 12 months appears in red | | | |
| 32147 | HAPCHON L C | 04/20/1976 | Active | 32 | 1 | 0 | 1 | 3.23% | 31 | | 5 | 1 | None | P,S,T,M,VP SC | 24+ | 90+ Days | | |
| Exc Award (06/30/2023) | | | | | | | | | | | | | | | | | | |
| 31957 | JINGYO L C | 03/30/1976 | Active | 24 | 3 | 1 | 2 | 9.09% | 22 | 0 | 0 | 1 | None | P,S,T,M,VP SC | 24+ | | | |
| Exc Award (06/30/2019) | | | | | | | | | | | | | | | | | | |
| 25746 | JINJU | 06/30/1964 | Active | 55 | 7 | 2 | 5 | 10.00% | 50 | 0 | 2 | 1 | None | P,S,T,M,VP SC | 24 | 90+ Days | \$5,115.86 | |
| Exc Award (06/30/2018, 06/30/2019) | | | | | | | | | | | | | | | | | | |
| 67448 | JINJU BAEKHAP | 03/18/2003 | Active | 30 | 0 | 0 | 0 | 0.00% | 29 | | 9 | 1 | None | P,S,T,M,VP SC | 23 | | \$500.20 | |
| Exc Award (06/30/2017, 06/30/2019) | | | | | | | | | | | | | | | | | | |
| 58607 | JINJU BAEKRO | 07/24/1996 | Active | 16 | 0 | 8 | -8 | -33.33% | 24 | 2 | 0 | 1 | None | P,S,T,M,VP SC | 24+ | | | |
| Exc Award (06/30/2016, 06/30/2021) | | | | | | | | | | | | | | | | | | |
| 56828 | JINJU BEEBONG | 04/03/1995 | Active | 42 | 2 | 0 | 2 | 5.00% | 41 | | 1 | 1 | None | P,S,T,M,VP SC | 24+ | | | |
| Exc Award (06/30/2019) | | | | | | | | | | | | | | | | | | |
| 111694 | JINJU CARNEGIE 100% MJF | 07/26/2011 | Active | 39 | 4 | 2 | 2 | 5.41% | 36 | 5 | 2 | 1 | None | P,S,T,M,VP SC | 24+ | 90+ Days | \$4,489.32 | |
| Exc Award (06/30/2016, 06/30/2021) | | | | | | | | | | | | | | | | | | |
| 84917 | JINJU CHEONG A MJF | 02/25/2005 | Active | 41 | 2 | 1 | 1 | 2.50% | 40 | 0 | 0 | 1 | None | P,S,T,M,VP SC | 24+ | | | |
| Exc Award (06/30/2017, 06/30/2018, 06/30/20) | | | | | | | | | | | | | | | | | | |
| 108967 | JINJU CHEONG RYONG | 07/28/2010 | Active(1) | 38 | 26 | 1 | 25 | 192.31% | 14 | 0 | 0 | 1 | None | P,S,T,M,VP SC | 24+ | | | |
| Exc Award (06/30/2018, 06/30/2019) | | | | | | | | | | | | | | | | | | |
| 56241 | JINJU CHOKSOK | 11/15/1994 | Active | 69 | 5 | 1 | 4 | 6.15% | 62 | 2 | 0 | 1 | None | P,S,T,M,VP SC | 24+ | 90+ Days | | |
| Exc Award (06/30/2016, 06/30/2023) | | | | | | | | | | | | | | | | | | |
| 148027 | Jinju Ehwa | 08/24/2021 | Active | 48 | 9 | 22 | -13 | -21.31% | 63 | 2 | 1 | 1 | None | P,S,T,M,VP SC | N/A | 90+ Days | \$5,307.33 | |
| Exc Award (06/30/2023) | | | | | | | | | | | | | | | | | | |
| 42871 | JINJU FIRST | 06/03/1983 | Active | 36 | 3 | 0 | 3 | 9.09% | 33 | | 5 | 1 | None | P,S,T,M,VP SC | 24+ | | \$3,009.99 | |
| Exc Award (06/30/2019) | | | | | | | | | | | | | | | | | | |
| 64642 | JINJU JANGMI | 08/16/2001 | Active | 74 | 6 | 10 | -4 | -5.13% | 70 | 4 | 0 | 1 | None | P,S,T,M,VP SC | 24+ | | \$200.66 | |
| Exc Award (06/30/2018, 06/30/2019, 06/30/20) | | | | | | | | | | | | | | | | | | |
| 32757 | JINJU JOONGANG | 09/27/1976 | Active | 38 | 2 | 0 | 2 | 5.56% | 36 | | 5 | 1 | None | P,S,T,M,VP SC | 24+ | | | |
| Exc Award (06/30/2017, 06/30/2018, 06/30/20) | | | | | | | | | | | | | | | | | | |
| 25751 | JINJU JY | 12/15/1968 | Active | 21 | 1 | 1 | 0 | 0.00% | 21 | 24 | 0 | 1 | None | P,S,T,M,VP SC | 24+ | | | |



Club Health Assessment for District 355 E through December 2024

| | | | Status | Membership | | | | | | | Reports | | | | | Finance | | LCIF |
|-------------|--|--------------|---|-----------------------------|-------------------|---------------------|----------------|---|----------------------------|--|-------------------------------------|------------------------------------|------------------------|---|--|-----------------|-----------------------------------|------|
| Club Number | Club Name | Charter Date | | Current Member Count | YTD Members Added | YTD Members Dropped | YTD Net Growth | YTD Net Growth% | Member Count 12 Months Ago | Avg. length of service for dropped members | Months Since Last MMR *** | Yrs. Since Last Officer Report | President Rotation | Vice President Reported **** | Months Since Last Activity Report *** | Account Balance | Donations for current Fiscal Year | |
| | | | Number of times on status quo within last two years | If below 15 members appears | | | | If net loss is greater than 20% appears | | | If no report in 3 months appears in | When more than one year appears in | Number of repeat terms | Notes the officers that do not have an active | If no report at 12 months appears in red | | | |
| 50809 | JINJU KANGNAM | 06/30/1990 | Active | 49 | 19 | 3 | 16 | 48.48% | 33 | 13 | 2 | 1 | None | P,S,T,M,VP SC | 24+ | 90+ Days | \$1,896.36 | |
| | Exc Award (06/30/2022) | | | | | | | | | | | | | | | | | |
| 118731 | JINJU MUGUNGHWA | 02/05/2013 | Active | 27 | 2 | 2 | 0 | 0.00% | 27 | 6 | 3 | 1 | None | P,S,T,M,VP SC | N/A | | \$401.32 | |
| | Exc Award (06/30/2016, 06/30/2017, 06/30/2018) | | | | | | | | | | | | | | | | | |
| 63012 | JINJU NAM GANG | 03/31/2000 | Active | 46 | 6 | 0 | 6 | 15.00% | 40 | | 5 | 1 | None | P,S,T,M,VP SC | 24+ | 90+ Days | | |
| | Exc Award (06/30/2017) | | | | | | | | | | | | | | | | | |
| 67447 | JINJU NASUNRO | 03/18/2003 | Active | 19 | 1 | 1 | 0 | 0.00% | 18 | 6 | 2 | 1 | None | P,S,T,M,VP SC | 23 | | | |
| | Exc Award (06/30/2016, 06/30/2019, 06/30/2020) | | | | | | | | | | | | | | | | | |
| 139952 | Jinju Onnuri | 10/08/2019 | Active | 28 | 10 | 2 | 8 | 40.00% | 20 | 5 | 1 | 1 | None | P,S,T,M,VP SC | N/A | 90+ Days | \$1,100.59 | |
| 140147 | Jinju Sangrocksu | 10/24/2019 | Active | 38 | 8 | 0 | 8 | 26.67% | 28 | | 5 | 1 | None | P,S,T,M,VP SC | N/A | 90+ Days | | |
| 100814 | JINJU SONGHWA MJF | 12/17/2007 | Active | 47 | 0 | 1 | -1 | -2.08% | 47 | 6 | 0 | 1 | None | P,S,T,M,VP SC | 24+ | | \$1,003.33 | |
| | Exc Award (06/30/2016, 06/30/2017, 06/30/2018) | | | | | | | | | | | | | | | | | |
| 65501 | JINJU SUNHAK | 06/12/2002 | Active | 35 | 3 | 0 | 3 | 9.38% | 32 | | 0 | 1 | None | P,S,T,M,VP SC | 24+ | | | |
| | Exc Award (06/30/2018) | | | | | | | | | | | | | | | | | |
| 126317 | Jinyangho MJF | 12/02/2015 | Active | 26 | 2 | 2 | 0 | 0.00% | 26 | 8 | 4 | 1 | None | P,S,T,M,VP SC | N/A | 90+ Days | | |
| | Exc Award (06/30/2018) | | | | | | | | | | | | | | | | | |
| 51720 | NAM JIN JU | 05/20/1991 | Active | 32 | 2 | 1 | 1 | 3.23% | 30 | 7 | 0 | 1 | None | P,S,T,M,VP SC | 24+ | | | |
| | Exc Award (06/30/2017) | | | | | | | | | | | | | | | | | |
| 25766 | NAMHAE | 07/10/1968 | Active(1) | 47 | 0 | 0 | 0 | 0.00% | 47 | | 9 | 1 | None | P,S,T,M,VP SC | 24+ | | | |
| | Exc Award (06/30/2023) | | | | | | | | | | | | | | | | | |
| 31604 | NAMHAE EAST | 01/21/1976 | Active | 20 | 0 | 1 | -1 | -4.76% | 21 | 21 | 1 | 1 | None | P,S,T,M,VP SC | 24+ | 90+ Days | | |
| | Exc Award (06/30/2019) | | | | | | | | | | | | | | | | | |
| 67023 | NAMHAE YUJA | 12/30/2002 | Active | 38 | 11 | 5 | 6 | 18.75% | 32 | 5 | 0 | 1 | None | P,S,T,M,VP SC | 24+ | | \$500.14 | |
| | Exc Award (06/30/2017) | | | | | | | | | | | | | | | | | |
| 39459 | NEW NAM HAE L C | 02/28/1981 | Active | 37 | 0 | 3 | -3 | -7.50% | 45 | 15 | 1 | 1 | None | P,S,T,M,VP SC | 24+ | | | |
| | Exc Award (06/30/2016, 06/30/2017) | | | | | | | | | | | | | | | | | |
| 82299 | SACHEON CHEONSA | 05/12/2004 | Active | 32 | 2 | 0 | 2 | 6.67% | 30 | | 4 | 1 | None | P,S,T,M,VP SC | 24+ | | | |
| | Exc Award (06/30/2017, 06/30/2018) | | | | | | | | | | | | | | | | | |
| 58609 | SACHEON SESAM | 07/24/1996 | Active | 13 | 0 | 1 | -1 | -7.14% | 12 | 1 | 4 | 1 | None | P,S,T,M,VP SC | 24+ | 90+ Days | | |



Club Health Assessment for District 355 E through December 2024

| | | | Status | Membership | | | | | | | Reports | | | | | Finance | LCIF |
|-------------|---|--------------|---|-----------------------------|---|---------------------|----------------|-----------------|----------------------------|--|---------------------------|------------------------------------|------------------------|---|--|-----------------|-----------------------------------|
| Club Number | Club Name | Charter Date | | Current Member Count | YTD Members Added | YTD Members Dropped | YTD Net Growth | YTD Net Growth% | Member Count 12 Months Ago | Avg. length of service for dropped members | Months Since Last MMR *** | Yrs. Since Last Officer Report | President Rotation | Vice President Reported **** | Months Since Last Activity Report *** | Account Balance | Donations for current Fiscal Year |
| | | | Number of times on status quo within last two years | If below 15 members appears | If net loss is greater than 20% appears | | | | | If no report in 3 months appears in | | When more than one year appears in | Number of repeat terms | Notes the officers that do not have an active | If no report at 12 months appears in red | | |
| 25779 | SACHON MJF Exc Award (06/30/2018) | 02/22/1968 | Active(1) | 27 | 1 | 1 | 0 | 0.00% | 24 | 2 | 4 | 1 | None | P,S,T,M,VP SC | 24+ | 90+ Days | \$2,006.68 |
| 67449 | SACHUN SUN JIN SUNG Exc Award (06/30/2018) | 03/18/2003 | Status Quo(2) | 33 | 0 | 0 | 0 | 0.00% | 32 | | 6 | 1 | None | P,S,T,M,VP SC | 23 | 90+ Days | |
| 39826 | SAE JINJU L C Exc Award (06/30/2017, 06/30/2021, 06/30/2020) | 04/28/1981 | Active | 66 | 3 | 0 | 3 | 4.76% | 61 | | 0 | 1 | None | P,S,T,M,VP SC | 24+ | 90+ Days | |
| 107758 | SAM CHUN PO RO SAN Exc Award (06/30/2017, 06/30/2019) | 03/09/2010 | Active | 15 | 1 | 0 | 1 | 7.14% | 10 | | 5 | 1 | None | P,S,T,M,VP SC | 24+ | | |
| 148872 | Samcheonpo Hallyeo | 11/02/2021 | Active | 46 | 0 | 0 | 0 | 0.00% | 45 | | 1 | 1 | None | P,S,T,M,VP SC | N/A | 90+ Days | |
| 35244 | SAMCHEONPO JUNGANG | 03/06/1978 | Active | 43 | 0 | 0 | 0 | 0.00% | 43 | | 2 | 1 | None | P,S,T,M,VP SC | 24 | | |
| 57800 | SAMCHEONPO MOCHUNG | 01/25/1996 | Active | 31 | 5 | 0 | 5 | 19.23% | 25 | | 5 | 1 | None | P,S,T,M,VP SC | 24+ | | |
| 25780 | SAMCHUN PO Exc Award (06/30/2018, 06/30/2019) | 01/25/1964 | Active | 37 | 4 | 5 | -1 | -2.63% | 38 | 9 | 0 | 1 | None | P,S,T,M,VP SC | 24+ | | |
| 52343 | SAN CHUNG Exc Award (06/30/2019) | 12/17/1991 | Active(1) | 24 | 1 | 0 | 1 | 4.35% | 22 | | 5 | 1 | None | P,S,T,M,VP SC | 24+ | | |
| 67062 | SANCHUNG MOKHWA Exc Award (06/30/2019) | 01/03/2003 | Active | 8 | 2 | 3 | -1 | -11.11% | 4 | 2 | 0 | 1 | None | P,S,T,M,VP SC | 24+ | | |


Clubs Cancelled Previous Fiscal Year – Clubs Cancelled within last 12 months may be reinstated

| Club Number | Club Name | Charter Date | Current Status* | Cancellation Date |
|-------------|----------------|--------------|-----------------|-------------------|
| 140121 | Hamyang Hwarim | 10/21/2019 | Cancelled(6*) | 04/29/2024 |

| Current Total Clubs Count | YTD New Clubs Count | YTD Cancelled Clubs Count | YTD Net Club Gain | Current Total Members Count | YTD Add | YTD Drop | YTD Net Growth | YTD Net Growth % | Member Count 12 Months Ago | Average Member Count Per Club | % of Clubs with less than 20 members | % No MMR in 3 Months | % No Officer Report in 12 Months | % of Clubs with balance 90+ days | Number of Clubs in Status Quo | % Status Quo Clubs in Financial Suspension | Number of Cancelled Clubs | Average Cancelled Club Age | Members Lost Due to Cancellation | % of Clubs Cancelled for Non-Financial Reasons |
|---------------------------|---------------------|---------------------------|-------------------|-----------------------------|---------|----------|----------------|------------------|----------------------------|-------------------------------|--------------------------------------|----------------------|----------------------------------|----------------------------------|-------------------------------|--|---------------------------|----------------------------|----------------------------------|--|
| 56 | 2 | 1 | 1 | 2,016 | 218 | 125 | 93 | 4.84% | 1,892 | 36 | 14% | 45% | 98% | 36% | 1 | 100% | 1 | 5 | 25 | 100% |



Club Health Assessment for District 355 E through December 2024

|  | | | Status | Membership | | | | | | | Reports | | | | | Finance | LCIF |
|--|-----------|--------------|---|-----------------------------|-------------------|---------------------|----------------|---|----------------------------|--|-------------------------------------|------------------------------------|------------------------|---|--|-----------------|-----------------------------------|
| Club Number | Club Name | Charter Date | | Current Member Count | YTD Members Added | YTD Members Dropped | YTD Net Growth | YTD Net Growth% | Member Count 12 Months Ago | Avg. length of service for dropped members | Months Since Last MMR *** | Yrs. Since Last Officer Report | President Rotation | Vice President Reported **** | Months Since Last Activity Report *** | Account Balance | Donations for current Fiscal Year |
| | | | | | | | | | | | | | | | | | |
| | | | Number of times on status quo within last two years | If below 15 members appears | | | | If net loss is greater than 20% appears | | | If no report in 3 months appears in | When more than one year appears in | Number of repeat terms | Notes the officers that do not have an active | If no report at 12 months appears in red | | |